



Dr. LANKAPALLI BULLAYYA COLLEGE

(Affiliated to Andhra University)

(Accredited by NAAC with "A" Grade)

FEEDBACK ANALYSIS

2022 - 23

Dr. LANKAPALLI BULLAYYA COLLEGE : INTERNAL QUALITY ASSURANCE CELL

STUDENT SATISFACTION SURVEY TEACHER ANALYSIS 2022-23

Sl.No	Question	85 – 100% (4 marks)	70 – 84% (3 marks)	55-69% (2 marks)	30 -54% (1 mark)	below 30% (0)
1	Syllabus covered by the Teacher	5.26	94.07	0.65	0	0

2	Question	Thoroughly	Satisfactory	Poorly	Indifferently	Wont Teach at all
	Teacher prepare for the classes	4.6	94.73	0.65	0	0

3	Question	Always effective	sometimes Effective	Just Satisfactorily	Generaaly ineffective	Very poor communication
	Ability to communicate by the teacher	5.26	93.42	1.31	0	0

4	Question	Excellent	Very Good	Good	Fair	Poor
	Approach to teaching	3.94	95.39	0.65	0	0


PRINCIPAL
Dr. L. BULLAYYA COLLEGE
VISAKHAPATNAM

Dr. LANKAPALLI BULLAYYA COLLEGE : INTERNAL QUALITY ASSURANCE CELL

STUDENT SATISFACTION SURVEY TEACHER ANALYSIS 2022-23

5	Question	Always Fair	Usually Fair	Sometimes Fair	Usually unfair	unfair
	Internal Evaluation Process by the Teacher	1.97	98.026	0	0	0

6	Question	Everytime	Usually	Occaisionally / Sometimes	rarely	never
	Performance in assignments discussion	4.6	93.42	1.97	0	0

7	Question	Regularly	Often	Sometimes	Rarely	Never
	Active interest in arranging field visits for students	1.32	94.07	4.6	0	0

8	Question	Significantly	Very Well	Moderately	Marginally	Not At all
	Classroom facilitates you in cognitive, social and emotional growth	3.947	94.73	1.31	0	0


PRINCIPAL
Dr. L. BULLAYYA COLLEGE
VISAKHAPATNAM

Dr. LANKAPALLI BULLAYYA COLLEGE : INTERNAL QUALITY ASSURANCE CELL


STUDENT SATISFACTION SURVEY TEACHER ANALYSIS 2022-23

9	Question	Strongly Agree	Agree	Neutral	Disagree	Strongly Disagree
	Teacher provides multiple opportunities to learn and grow	3.289	95.39	1.31	0	0

10	Question	Every time	Usually	Occasionally / Sometimes	Rarely	Never
	Teacher informs you about your expected competencies, course outcomes and programme outcomes	2.63	96.05	1.31	0	0

11	Question	Every time	Usually	Occasionally / Sometimes	Rarely	Never
	Teacher does a necessary follow-up with an assigned task to you	2.63	95.39	1.97	0	0

12	Question	Every time	Usually	Occasionally / Sometimes	Rarely	Never
	Teacher illustrates the concepts through examples and applications	2.63	95.39	1.97	0	0


PRINCIPAL
Dr. L. BULLAYYA COLLEGE
VISAKHAPATNAM

Dr. LANKAPALLI BULLAYYA COLLEGE : INTERNAL QUALITY ASSURANCE CELL

STUDENT SATISFACTION SURVEY TEACHER ANALYSIS 2022-23

	Question	Fully	Reasonably	Partially	Slightly	Unable To
13	Teacher identifies your strengths and encourages you with providing right level of challenges	2.63	94.07	3.29	0	0

	Question	Every time	Usually	Occasionally / Sometimes	Rarely	Never
14	Teacher is able to identify your weakness and help you to overcome them	3.289	94.73	1.97	0	0

	Question	Strongly Agree	Agree	Neutral	Disagree	Strongly Disagree
15	Teacher makes effort to engage students in the monitoring, review and continuous quality improvement of the teaching learning process	1.97	95.39	2.63	0	0


PRINCIPAL
Dr. L. BULLAYYA COLLEGE
VISAKHAPATNAM

Dr. LANKAPALLI BULLAYYA COLLEGE : INTERNAL QUALITY ASSURANCE CELL

STUDENT SATISFACTION SURVEY TEACHER ANALYSIS 2022-23

	Question	To a great Extent	Moderate	Somewhat	Very little	Not At all
16	Teacher uses the student centric methods, such as experimental learning, participative learning and proble solving for enhancing learning experiences	1.315	97.368	1.315	0	0
	Question	Strongly Agree	Agree	Neutral	Disagree	Strongly Disagree
17	Teacher encourages you to participate in extracurricular activities	3.289	94.07	2.63	0	0

	Question	To a great extent	Moderate	Somewhat	Very little	Not at all
18	Efforts are made by the teacher to inculcate soft skills, life skills and exmployability skills to make you ready for the world of work	2.63	95.39	1.97	0	0

	Question	To a great extent	Moderate	Somewhat	Very little	Not at all
19	Teacher uses ICT tools such as LCD Projector, Multimedia, etc., while teaching	3.947	83.55	12.5	0	0

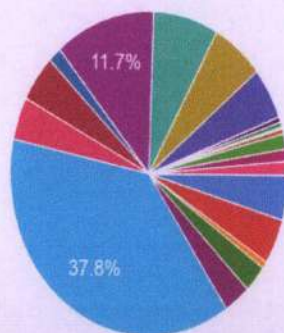
	Question	Strongly Agree	Agree	Neutral	Disagree	Strongly Disagree
20	Overall quality of teaching learning process in the class is very good	2.63	96.05	1.315	0	0

 **PRINCIPAL**
Dr. L. BULLAYYA

Dr.LANKAPALLI BULLAYYA COLLEGE : VISAKHAPATNAM
PARENTS FEEDBACK ON CURRICULUM FOR THE YEAR 2022-23

Course

582 responses

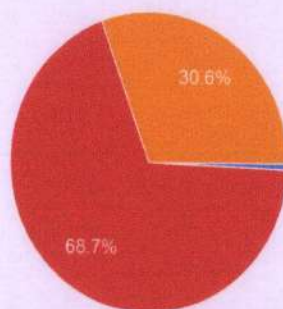


- B.A - History, Economics, Politics
- B.A -History, Geography, Travel and T...
- B.A -Special Telugu, Politics, Public A...
- B.A -Special English, Psychology, Jou...
- B.A - History, Economics, Geography
- "B.Com
- BBA
- B.Sc - Maths, Physics, Chemistry

▲ 1/4 ▼

Year

582 responses

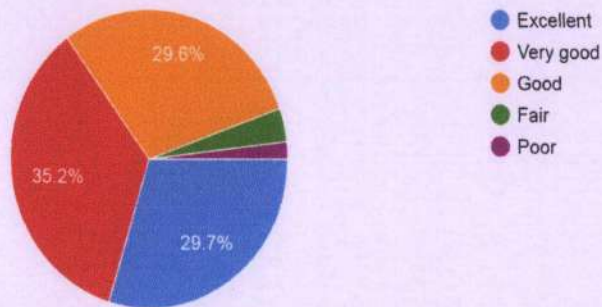


- I
- II
- III

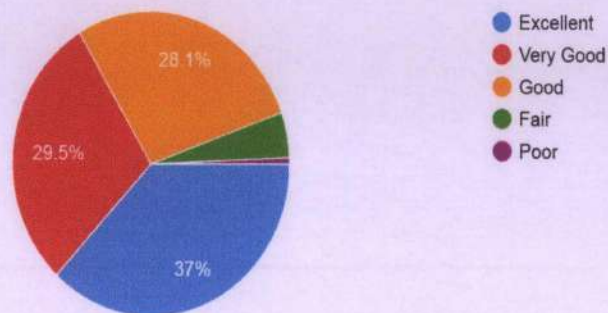


PRINCIPAL
Dr. L. BULLAYYA COLLEGE
VISAKHAPATNAM

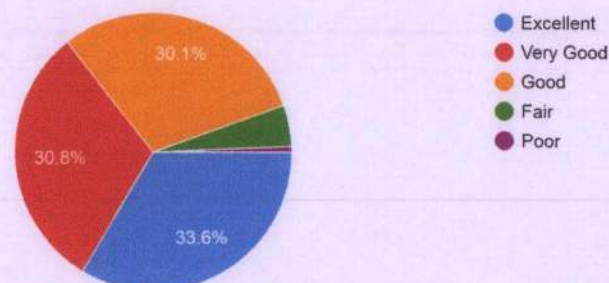
Regular conduct of the college and quality of teaching
582 responses




Effectiveness of Classes
146 responses

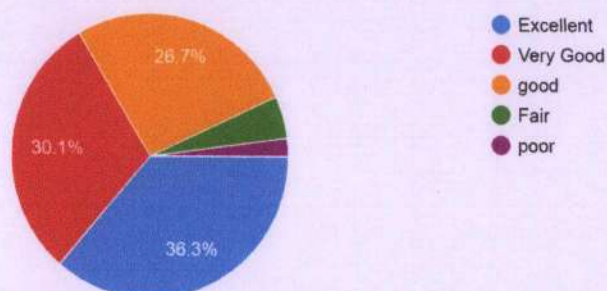


Role of curriculum in enhancing the aptitude of your ward
146 responses

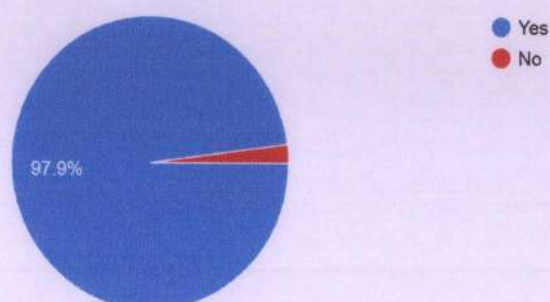



PRINCIPAL
Dr. L. BULLAYYA COLLEGE
VISAKHAPATNAM

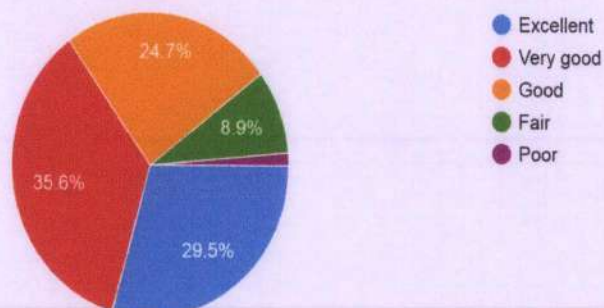
Role of curriculum and teachers in Personality Development of your ward
146 responses



Are you satisfied with the knowledge acquisition of your ward?
146 responses



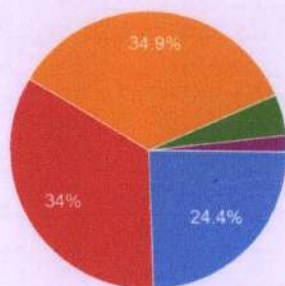
Rate the curricular teaching in view of job opportunities
146 responses



[Signature]
PRINCIPAL
Dr. L. BULLAYYA COLLEGE
VISAKHAPATNAM

Effectiveness of Classes

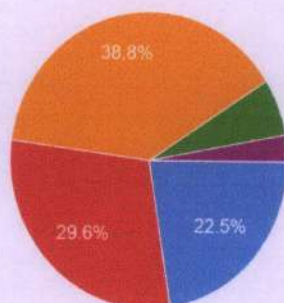
582 responses



- Excellent
- Very Good
- Good
- Fair
- Poor

Role of curriculum in enhancing the aptitude of your ward

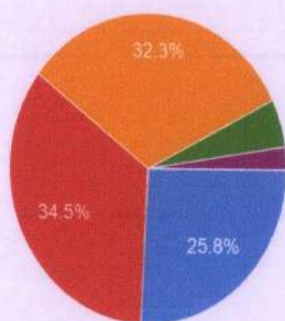
582 responses



- Excellent
- Very Good
- Good
- Fair
- Poor

Role of curriculum and teachers in Personality Development of your ward

582 responses



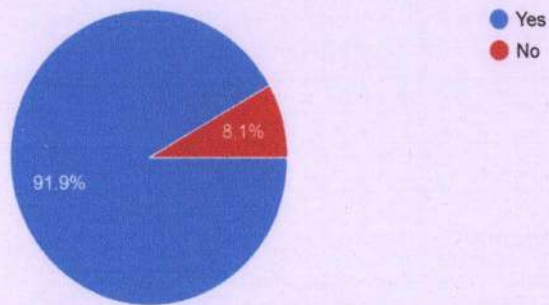
- Excellent
- Very Good
- good
- Fair
- poor



[Signature]
 PRINCIPAL
 Dr. L. BULLAYYA COLLEGE
 VISAKHAPATNAM

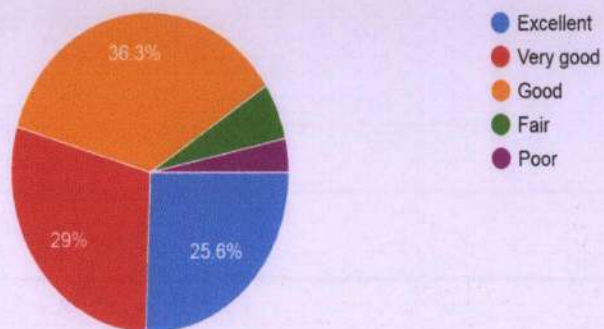
Are you satisfied with the knowledge acquisition of your ward?

582 responses



Rate the curricular teaching in view of job opportunities

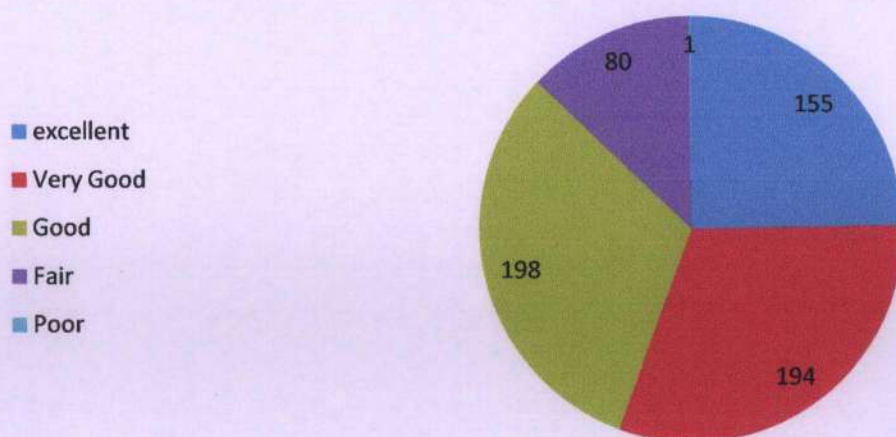
582 responses



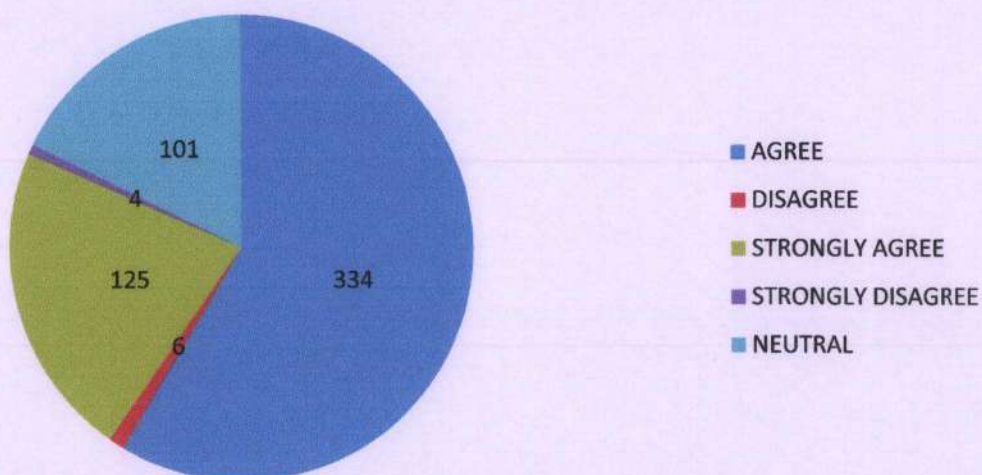

PRINCIPAL
Dr. L. BULLAYYA COLLEGE
VISAKHAPATNAM


Dr. LANKAPALLI BULLAYYA COLLEGE : VISAKHAPATNAM
STUDENTS FEEDBACK ON CURRICULUM
FOR THE YEAR 2022-23

Content of the syllabus of the courses is interesting as well as suitable for employability

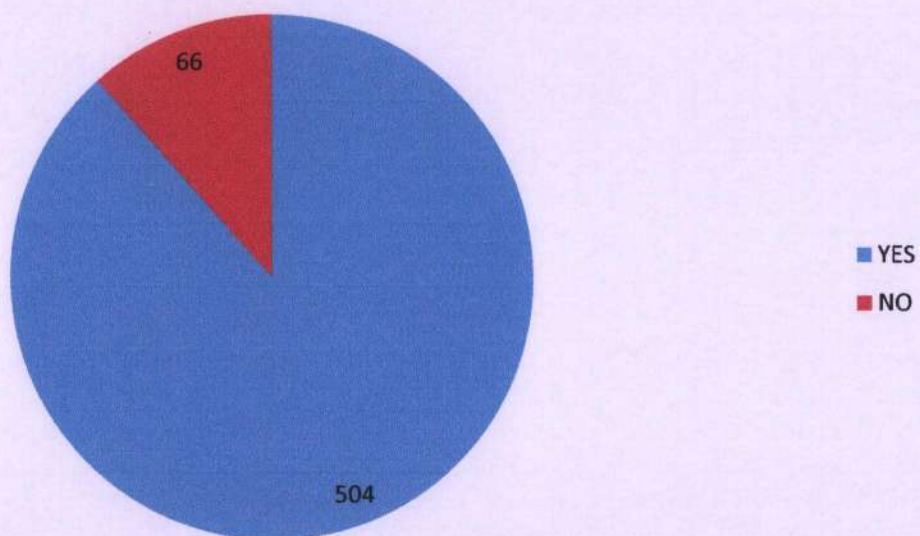


Curriculum is relevant and fulfills the expectations of the students

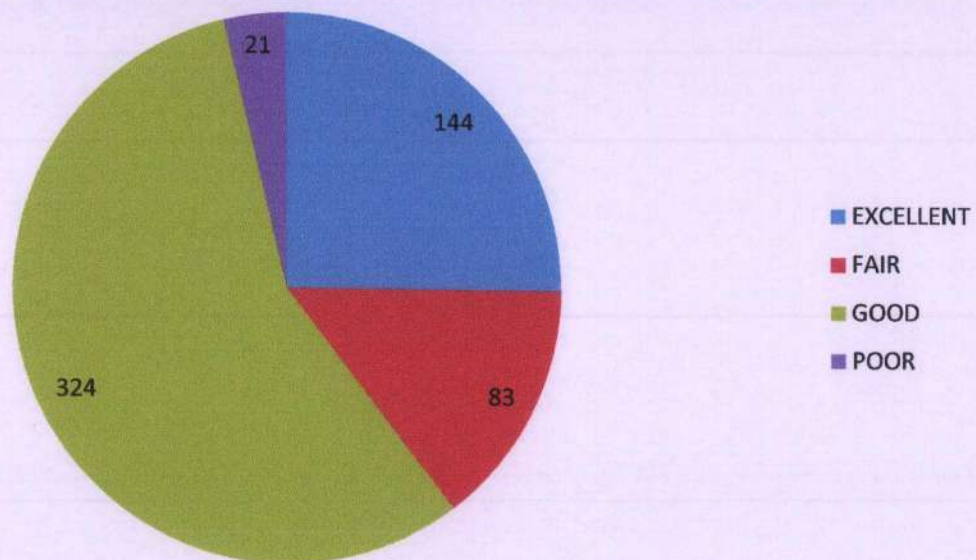



PRINCIPAL
Dr. L. BULLAYYA COLLEGE
VISAKHAPATNAM

Specializations offered in curriculum have current content

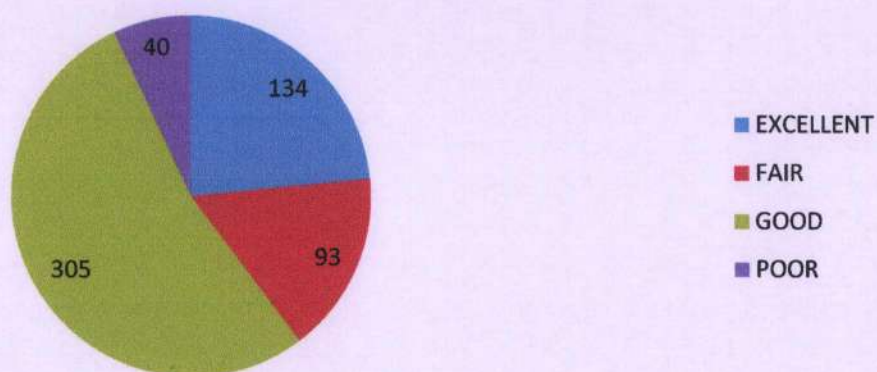


**How do you rate the academic flexibility in terms of 4 Cs
(Creative and Critical thinking, collaboration and commitment)
in personality development**

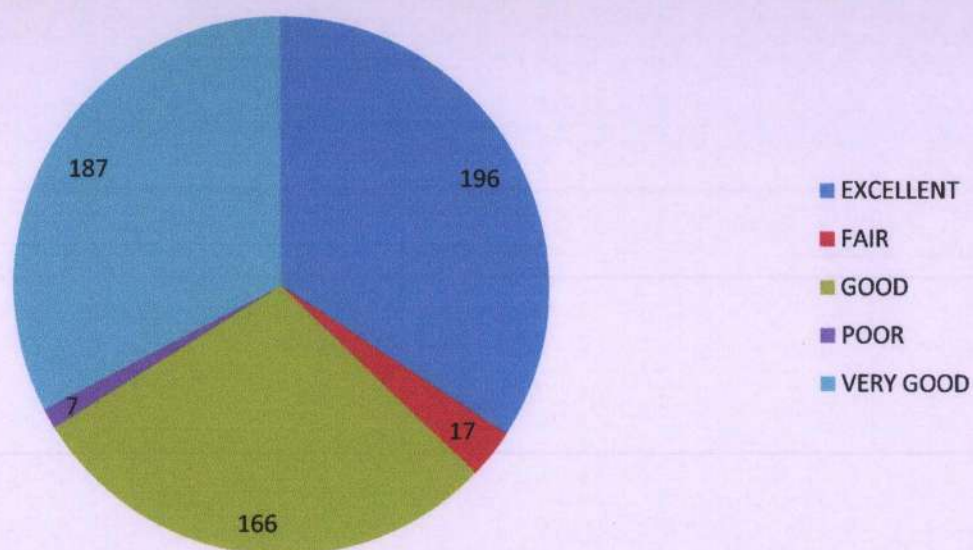


PRINCIPAL
Dr. L. BULLAYYA COLLEGE
VISAKHAPATNAM

Relevance of skill based content such as laboratory / project / field work to the course and applicability in daily life



Ability and communication skills of teacher to generate in subject



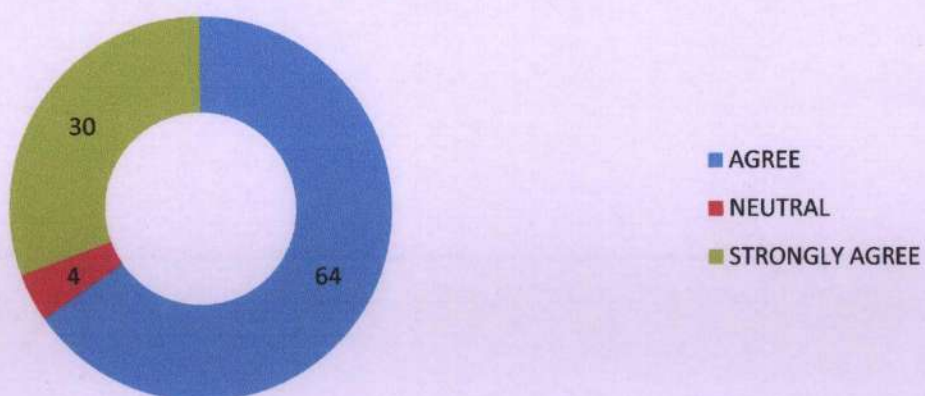
[Signature]

PRINCIPAL
Dr. L. BULLAYYA COLLEGE
VISAKHAPATNAM

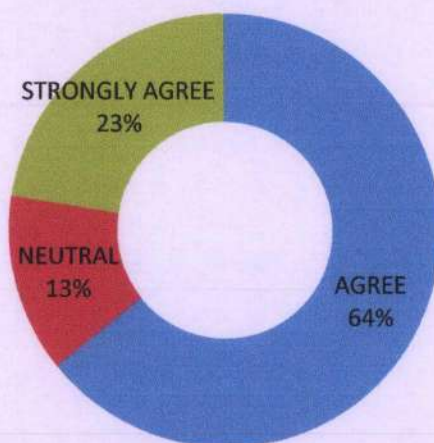
Dr. LANKAPALLI BULLAYYA COLLEGE
VISAKHAPATNAM


TEACHERS' FEEDBACK ON CURRICULUM FOR THE ACADEMIC YEAR
2022-23

**Learning objectives / programme outcomes are well defined
and need based**



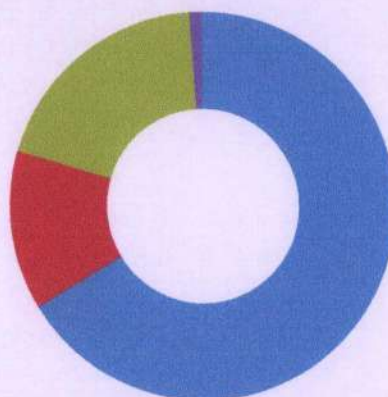
Syllabus is current and makes the students industry ready.



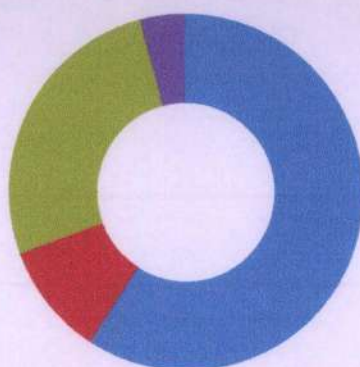

PRINCIPAL
Dr. L. BULLAYYA COLLEGE
VISAKHAPATNAM

Curriculum and specializations are designed to suit the understanding ability of the students.

- AGREE
- NEUTRAL
- STRONGLY AGREE
- DISAGREE

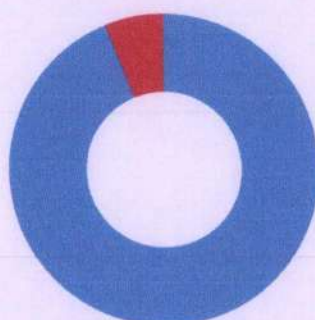


The curriculum provides academic flexibility to design Quizzes / Tests / Assignments / Seminars / GDs for student evaluation



- AGREE
- NEUTRAL
- STRONGLY AGREE
- DISAGREE

The text books prescribed are current and appropriate.



- YES
- NO



[Signature]
PRINCIPAL
Dr. L. BULLAYYA COLLEGE
VISAKHAPATNAM



Dr. LANKAPALLI BULLAYYA COLLEGE

(Affiliated to Andhra University)

(Accredited by NAAC with “A” Grade)

FEEDBACK ANALYSIS

2021 - 22


STUDENT SATISFACTION SURVEY

Name of the Teacher:

Class:

Sl.No	Questions	Response in numbers
1.	How much of the syllabus was covered by the Teacher? 85 – 100% - 4marks; 70 – 84% -3 marks; 55-69% - 2 marks; 30 -54% - 1 mark; below 30% - 0	
2.	How well did your teacher prepare for the classes? 4 – thoroughly; 3 – satisfactory; 2 – poorly; 1 – indifferently; 0 – wont teach at all	
3.	How well is the teacher able to communicate? 4 – always effective; 3- sometimes effective, 2 – just satisfactorily; 1 – generally ineffective; 0 – very poor communication	
4.	The teacher's approach to teaching can best be described as 4 – excellent; 3 – very good; 2 – good; 1 – fair; 0 – poor	
5.	Fairness of the internal evaluation process by the teacher 4 – always fair; 3 – usually fair; 2 – sometimes fair; 1 – usually unfair; 0 – unfair	
6.	Was your performance in assignments discussed with you? 4 – every time; 3 – usually; 2 – occasionally /sometimes; 1 – rarely; 0 - never	
7.	The teacher takes active interest in arranging field visits for students 4 – Regularly; 3 – often; 2 – sometimes; 1 – Rarely; 0 – never	
8.	The teaching process in the class room facilitates you in cognitive, social and emotional growth. 4 – significantly; 3 – very well; 2 – moderately; 1 – marginally, 0 – not at all	
9.	The Teacher provides multiple opportunities to learn and grow. 4 – Strongly agree; 3 – Agree; 2 – Neutral; 1 – Disagree; 0 – Strongly disagree	
10.	The teacher informs you about your expected competencies, course outcomes and programme outcomes. 4 – Every time; 3 – Usually; 2 – Occasionally / Sometimes; 1 – Rarely; 0 - Never	
11.	Your teacher does a necessary follow-up with an assigned task to you. 4 – Every time; 3 – Usually; 2 – Occasionally / Sometimes; 1 – Rarely; 0 – never	
12.	The Teacher illustrates the concepts through examples and applications. 4 – Every time; 3 – Usually; 2 – Occasionally / Sometimes; 1 – Rarely, 0 – Never	
13.	The Teacher identifies your strengths and encourages you with providing right level of challenges. 4 – Fully; 3 – Reasonably; 2 – Partially; 1 – Slightly; 0 – Unable to	
14.	The Teacher is able to identify your weaknesses and help you to overcome them. 4 – Every time; 3 – Usually; 2 – Occasionally / Sometimes; 1- Rarely; 0 – Never	
15.	The teacher makes effort to engage students in the monitoring, review and continuous quality improvement of the teaching learning process. 4 – Strongly agree; 3 – Agree; 2 – Neutral; 1 – Disagree; 0 – Strongly disagree	
16.	The teacher uses the student centric methods, such as experimental learning, participative learning and problem solving for enhancing learning experiences. 4 – To a great extent; 3 – Moderate; 2 – Somewhat; 1 – Very little; 0 – Not at all	
17.	The teacher encourages you to participate in extracurricular activities. 4 – Strongly agree; 3 – Agree; 2 – Neutral; 1 – Disagree; 0 – Strongly disagree	
18.	Efforts are made by the teacher to inculcate soft skills, life skills and employability skills to make you ready for the world of work. 4 – To a great extent; 3 – moderate; 2 – Somewhat; 1 – Very little; 0 – Not at all	
19.	The Teacher uses ICT tools such as LCD projector, Multimedia, etc., while teaching 4 – Above 90%; 3 – 70 – 89%; 2 – 50 – 69%; 1 – 30 – 49%; 0 – Below 29%	
20.	The overall quality of teaching-learning process in the class is very good. 4 – Strongly agree; 3 – Agree; 2 – Neutral; 1 – Disagree; 0 – Strongly disagree	

PRINCIPAL
Dr. L. Bullayya College
Visakhapatnam-13



Dr. LANKAPALLI BULLAYYA COLLEGE : INTERNAL QUALITY ASSURANCE CELL


STUDENT SATISFACTION SURVEY TEACHER ANALYSIS 2021-22

Sl.No	Question	85 – 100% (4 marks)	70 – 84% (3 marks)	55-69% (2 marks)	30 -54% (1 mark)	below 30% (0)
1	Syllabus covered by the Teacher	7	86	7	0	0

2	Question	Thoroughly	Satisfactory	Poorly	Indifferently	Won't Teach at all
	Teacher prepare for the classes	5.07	89.13	6	0	0

3	Question	Always effective	sometimes Effective	Just Satisfactorily	Generally ineffective	Very poor communication
	Ability to communicate by the teacher	6	84	10	0	0

4	Question	Excellent	Very Good	Good	Fair	Poor
	Approach to teaching	4.34	80.4	14.4	0	0


PRINCIPAL
 Dr. L. Bullayya College
 Visakhapatnam-13



Dr. LANKAPALLI BULLAYYA COLLEGE : INTERNAL QUALITY ASSURANCE CELL

STUDENT SATISFACTION SURVEY TEACHER ANALYSIS 2021-22

5	Question	Always Fair	Usually Fair	Sometimes Fair	Usually unfair	unfair
	Internal Evaluation Process by the Teacher	4.34	82	13.7	0	0

6	Question	Everytime	Usually	Occaisionally / Sometimes	rarely	never
	Performance in assignments discussion	2.89	79.91	17.39	0	0

7	Question	Regularly	Often	Sometimes	Rarely	Never
	Active interest in arranging field visits for students	0	56.52	37.68	5.78	

8	Question	Significantly	Very Well	Moderately	Marginally	Not At all
	Classroom facilitates you in cognitive, social and emotional growth	5.07	76.08	18.84	0	0


PRINCIPAL
 Dr. L. Bullayya College
 Visakhapatnam-13



Dr. LANKAPALLI BULLAYYA COLLEGE : INTERNAL QUALITY ASSURANCE CELL


STUDENT SATISFACTION SURVEY TEACHER ANALYSIS 2021-22

	Question	Strongly Agree	Agree	Neutral	Disagree	Strongly Disagree
9	Teacher provides multiple opportunities to learn and grow	5.1	81.88	13.02	0	0

	Question	Every time	Usually	Occasionally / Sometimes	Rarely	Never
10	Teacher informs you about your expected competencies, course outcomes and programme outcomes	5.1	76.9	18	0	0

	Question	Every time	Usually	Occasionally / Sometimes	Rarely	Never
11	Teacher does a necessary follow-up with an assigned task to you	4.3	81.2	14.5	0	0

	Question	Every time	Usually	Occasionally / Sometimes	Rarely	Never
12	Teacher illustrates the concepts through examples and applications	5.8	80.2	14	0	0


 PRINCIPAL
 Dr. L. Bullayya College
 Visakhapatnam-13



Dr. LANKAPALLI BULLAYYA COLLEGE : INTERNAL QUALITY ASSURANCE CELL


STUDENT SATISFACTION SURVEY TEACHER ANALYSIS 2021-22

	Question	Fully	Reasonably	Partially	Slightly	Unable To
13	Teacher identifies your strengths and encourages you with providing right level of challenges	5	75	20	0	0

	Question	Every time	Usually	Occasionally / Sometimes	Rarely	Never
14	Teacher is able to identify your weakness and help you to overcome them	5	75	20	0	0

	Question	Strongly Agree	Agree	Neutral	Disagree	Strongly Disagree
15	Teacher makes effort to engage students in the monitoring, review and continuous quality improvement of the teaching learning process	4.3	80.5	15.2	0	0

	Question	To a great Extent	Moderate	Somewhat	Very little	Not At all
16	Teacher uses the student centric methods, such as experimental learning, participative learning and proble solving for enhancing learning experiences	4.3	81.9	13.8	0	0


 PRINCIPAL
 Dr. L. Bullayya College



Dr. LANKAPALLI BULLAYYA COLLEGE : INTERNAL QUALITY ASSURANCE CELL

STUDENT SATISFACTION SURVEY TEACHER ANALYSIS 2021-22

	Question	Strongly Agree	Agree	Neutral	Disagree	Strongly Disagree
17	Teacher encourages you to participate in extracurricular activities	5.8	83.3	10.9	0	0

	Question	To a great extent	Moderate	Somewhat	Very little	Not at all
18	Efforts are made by the teacher to inculcate soft skills, life skills and employability skills to make you ready for the world of work	5.07	81.16	13.77	0	0

	Question	To a great extent	Moderate	Somewhat	Very little	Not at all
19	Teacher uses ICT tools such as LCD Projector, Multimedia, etc., while teaching	3.6	22.5	63	10.9	0

	Question	Strongly Agree	Agree	Neutral	Disagree	Strongly Disagree
20	Overall quality of teaching learning process in the class is very good	5.79	84.81	9.4	0	0


 PRINCIPAL
 Dr. L. Bullayya College
 Visakhapatnam-13



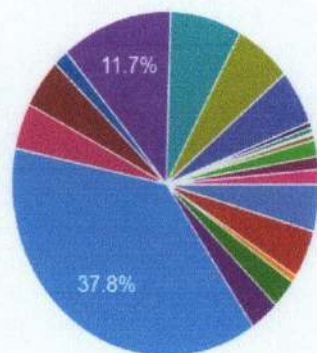
Dr. LANKAPALLI BULLAYYA COLLEGE

INTERNAL QUALITY ASSURANCE CELL
VISAKHAPATNAM

PARENTS FEEDBACK ON CURRICULUM FOR THE YEAR 2021-22

Course

582 responses

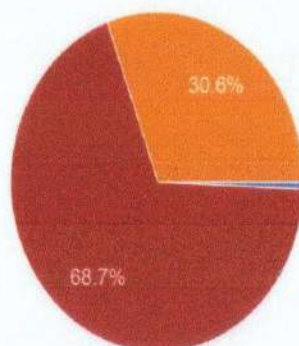


- B.A - History, Economics, Politics
- B.A -History, Geography, Travel and T...
- B.A -Special Telugu, Politics, Public A...
- B.A -Special English, Psychology, Jou...
- B.A - History, Economics, Geography
- *B.Com
- BBA
- B.Sc - Maths, Physics, Chemistry

▲ 1/4 ▼

Year

582 responses



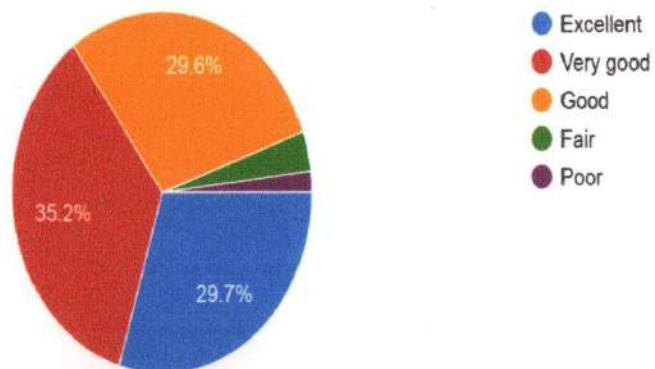
- I
- II
- III

[Signature]
PRINCIPAL
Dr. L. Bullayya College
Visakhapatnam-13

[Stamp: Dr. Lankapalli Bullayya College, Visakhapatnam-13, Ph. 2551198]

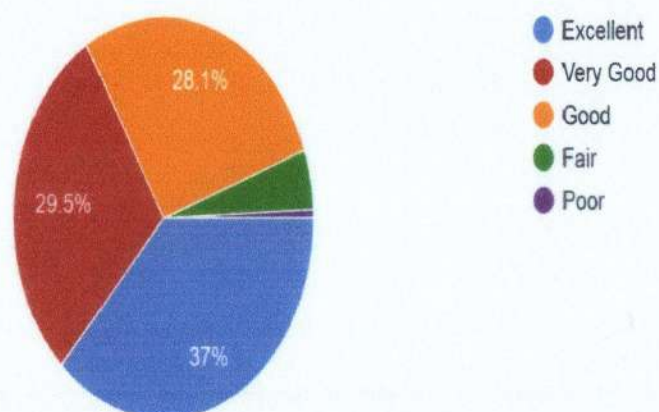
Regular conduct of the college and quality of teaching

582 responses



Effectiveness of Classes

146 responses

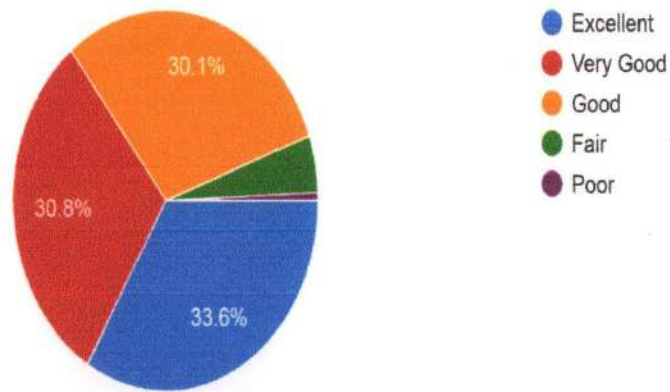


PRINCIPAL
Dr. L. Bullayya College



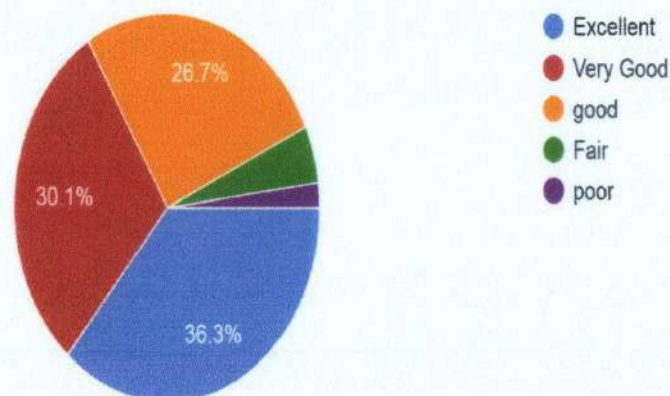
Role of curriculum in enhancing the aptitude of your ward

146 responses



Role of curriculum and teachers in Personality Development of your ward


146 responses



[Signature]
PRINCIPAL
Dr. L. Bulam
Ankash Bukaya College
Ph: 2551198

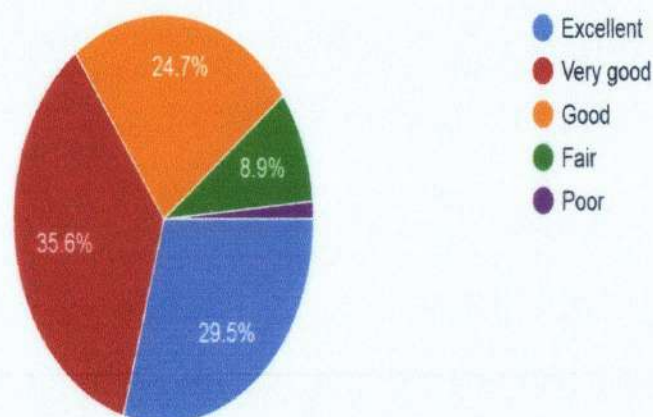
Are you satisfied with the knowledge acquisition of your ward?

146 responses



Rate the curricular teaching in view of job opportunities

146 responses

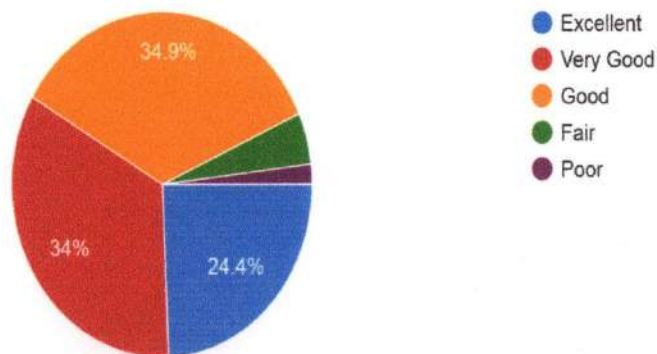


PRINCIPAL
Dr. L. Bullayya College



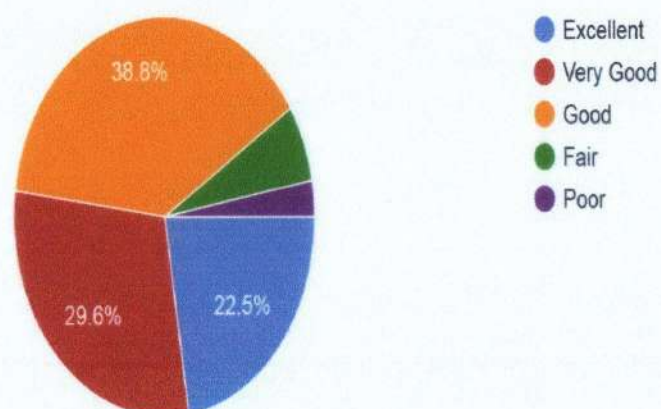
Effectiveness of Classes

582 responses



Role of curriculum in enhancing the aptitude of your ward

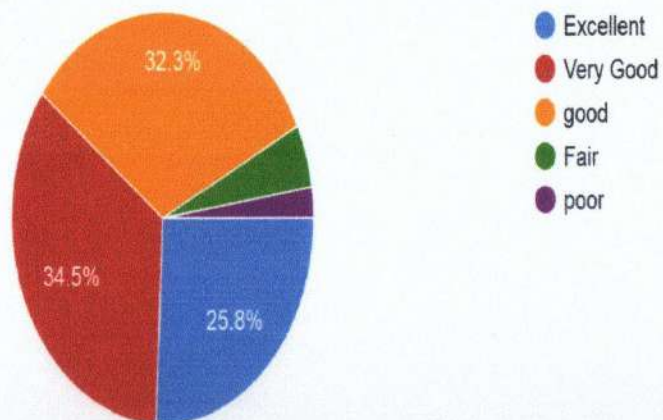
582 responses



[Signature]
PRINCIPAL
Dr. L. Bullayya College
Ph: 2551138

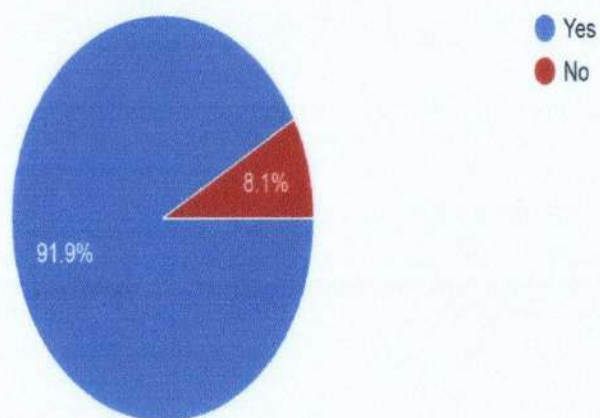
Role of curriculum and teachers in Personality Development of your ward

582 responses



Are you satisfied with the knowledge acquisition of your ward?

582 responses

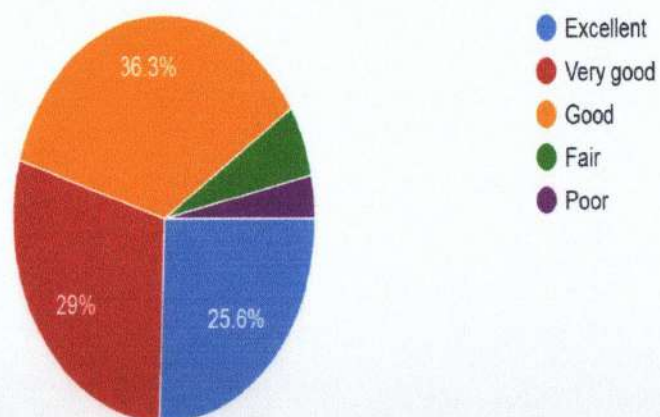


Principal
Dr. L. Bullayya College



Rate the curricular teaching in view of job opportunities

582 responses



[Signature]

PRINCIPAL
Dr. L. Bullayya College
Visakhapatnam




Dr. LANKAPALLI BULLAYYA COLLEGE

INTERNAL QUALITY ASSURANCE CELL
VISAKHAPATNAM

STUDENTS FEEDBACK ON CURRICULUM FOR THE YEAR 2021-22

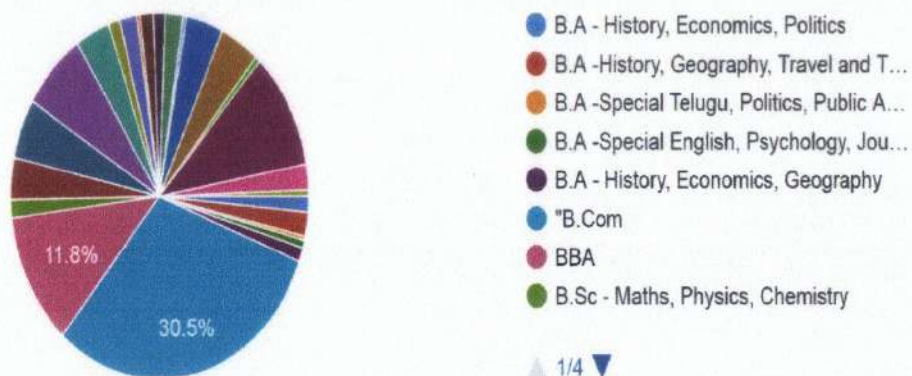
Academic Year

568 responses



Course

567 responses

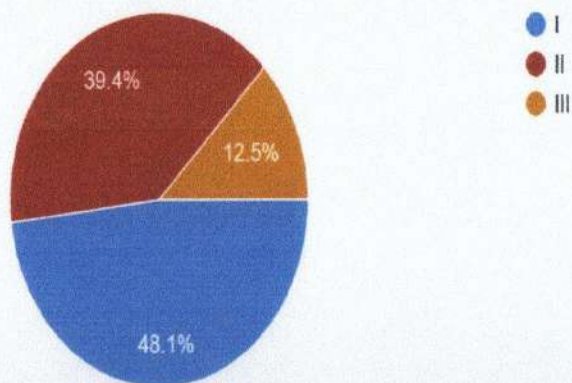


Principal

Dr. Lankapalli Bullayya College
Visakhapatnam-13

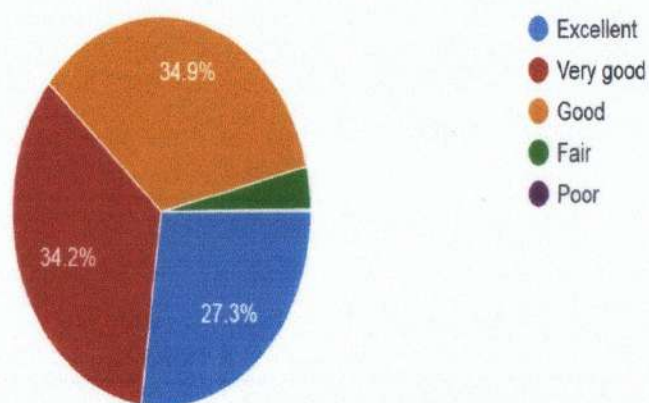
Year

568 responses



Content of the syllabus of the courses is interesting as well as suitable for employability

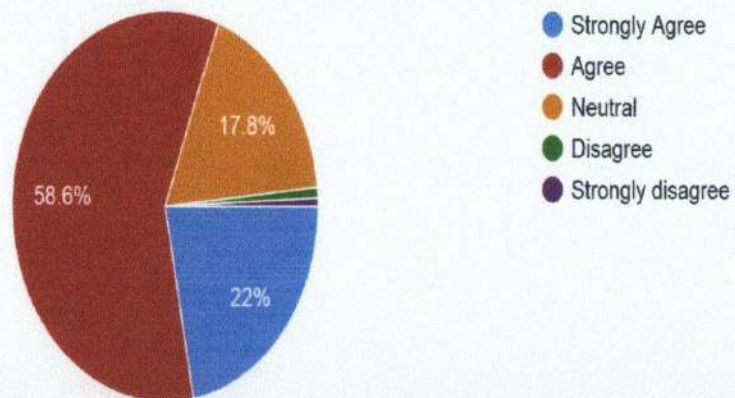
568 responses




PRINCIPAL
Dr. L. Bulayya College
Vasanthapalem - 517 101
Ph: 2551198

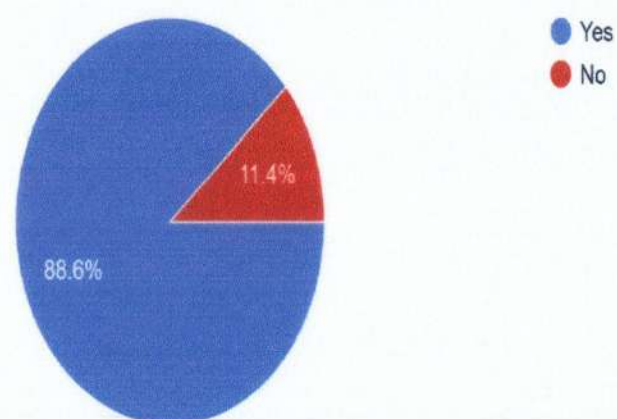
Curriculum is relevant and fulfills the expectations of the students

568 responses



Specializations offered in curriculum have current content

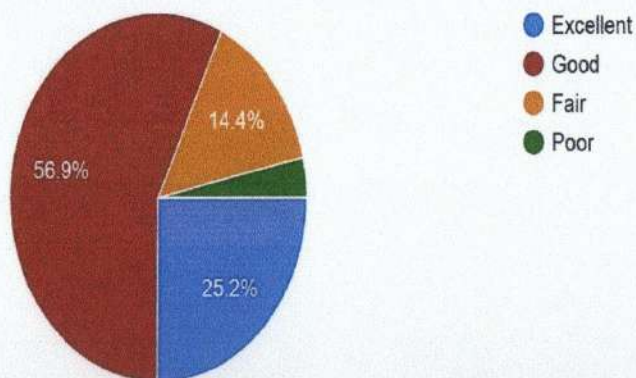
568 responses




PRINCIPAL
Dr. L. Bala Krishna College
Vasikhatnam-13

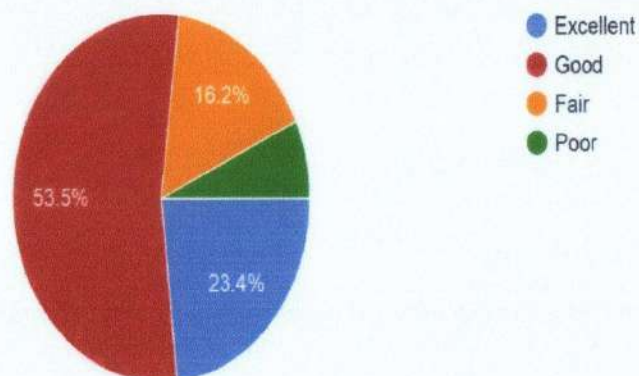

How do you rate the academic flexibility in terms of 4 Cs (Creative and Critical thinking, collaboration and commitment) in personality development

568 responses



Relevance of skill based content such as laboratory / project / field work to the course and applicability in daily life

568 responses

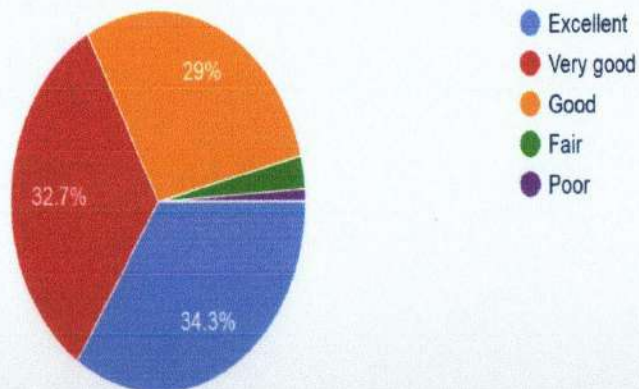


Principal
Dr. L. Lakshmi Bhatia College
Vizianagaram-15

Dr. Lakshmi Bhatia College
Ph: 2551136

Ability and communication skills of teacher to generate in subject

568 responses



PRINCIPAL
Dr. L. Bullayya College
Visakhapatnam-13



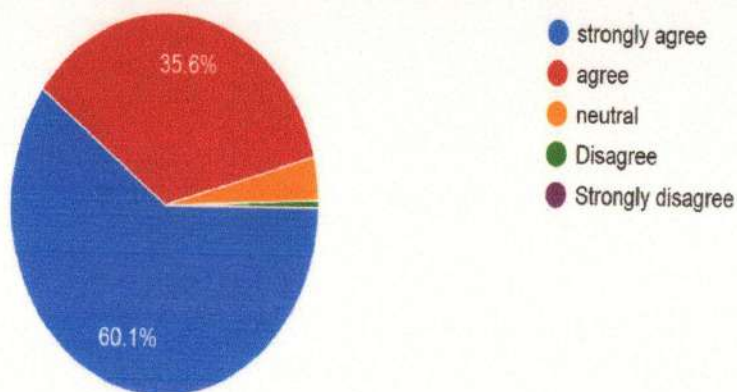
Dr. LANKAPALLI BULLAYYA COLLEGE


INTERNAL QUALITY ASSURANCE CELL

VISAKHAPATNAM

TEACHERS' FEEDBACK ON CURRICULUM FOR THE YEAR 2021-22

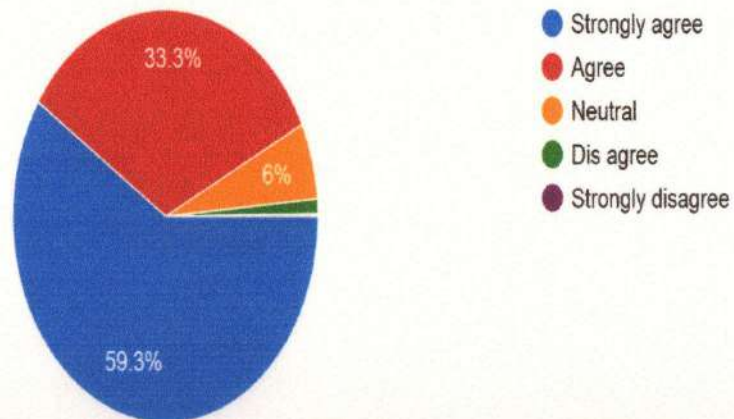
Learning objectives / programme outcomes are well defined and need based
519 responses




PRINCIPAL
Dr. L. Bullayya College
Visakhapatnam-13

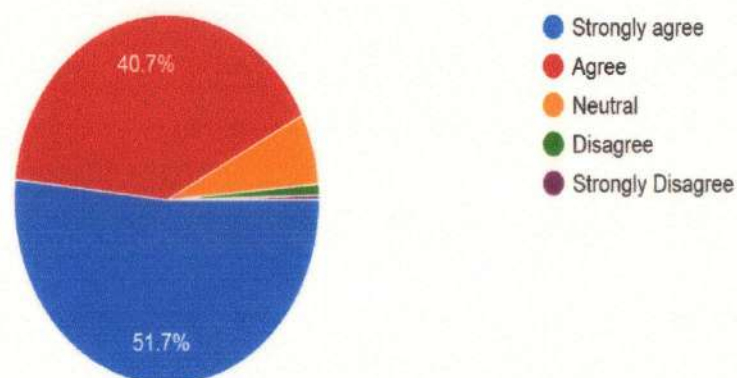
Syllabus is current and makes the students industry ready.


519 responses




Curriculum and specializations are designed to suit the understanding ability of the students.

518 responses

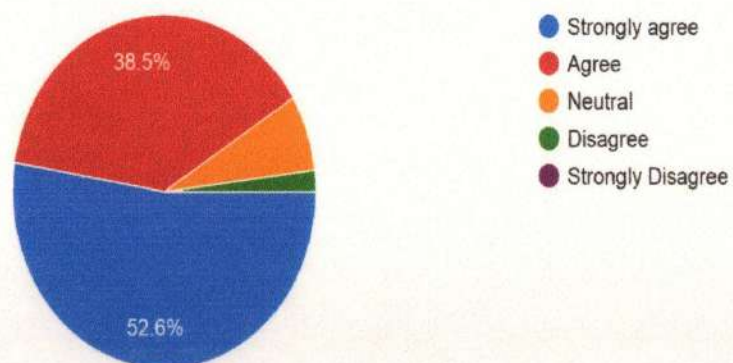



PRINCIPAL
Dr. L. Bullayya College
Visakhapatnam-13




The curriculum provides academic flexibility to design Quizzes / Tests / Assignments / Seminars / GDs for student evaluation


519 responses





The text books prescribed are current and appropriate.

519 responses




PRINCIPAL
Dr. L. Bullayya College
Visakhapatnam-13





Dr. LANKAPALLI BULLAYYA COLLEGE

(Affiliated to Andhra University)

(Accredited by NAAC with "A" Grade)

FEEDBACK ANALYSIS

2020 - 21

Dr. LANKAPALLI BULLAYYA COLLEGE : INTERNAL QUALITY ASSURANCE CELL

STUDENT SATISFACTION SURVEY TEACHER ANALYSIS 2020-21

Sl.No	Question	85 – 100% (4 marks)	70 – 84% (3 marks)	55-69% (2 marks)	30 -54% (1 mark)	below 30% (0)
1	Syllabus covered by the Teacher	10.4	69.6	16	4	0

2	Question	Thoroughly	Satisfactory	Poorly	Indifferently	Wont Teach at all
	Teacher prepare for the classes	6.4	84.8	6.4	2.4	0

3	Question	Always effective	sometimes Effective	Just Satisfactorily	Generaaly ineffective	Very poor communication
	Ability to communicate by the teacher	7.2	81.6	8.8	2.4	0

4	Question	Excellent	Very Good	Good	Fair	Poor
	Approach to teaching	4.8	74.4	17.6	3.2	0

5	Question	Always Fair	Usually Fair	Sometimes Fair	Usually unfair	unfair
	Internal Evaluation Process by the Teacher	6.4	80	12	1.6	0

6	Question	Everytime	Usually	Occaisionally / Sometimes	rarely	never
	Performance in assignments discussion	5.6	74.4	17.6	2.4	0

7	Question	Regularly	Often	Sometimes	Rarely	Never
	Active interest in arranging field visits for students	4.8	51.2	36.8	7.2	0

8	Question	Significantly	Very Well	Moderately	Marginally	Not At all
	Classroom facilitates you in cognitive, social and emotional growth	4.8	71.2	20	4	0

	Question	Strongly Agree	Agree	Neutral	Disagree	Strongly Disagree
9	Teacher provides multiple opportunities to learn and grow	4.8	75.2	16.8	3.2	0

	Question	Every time	Usually	Occasionally / Sometimes	Rarely	Never
10	Teacher informs you about your expected competencies, course outcomes and programme outcomes	4.8	75.2	16.8	3.2	0

	Question	Every time	Usually	Occasionally / Sometimes	Rarely	Never
11	Teacher does a necessary follow-up with an assigned task to you	6.4	77.6	12.8	3.2	0

	Question	Every time	Usually	Occasionally / Sometimes	Rarely	Never
12	Teacher illustrates the concepts through examples and applications	5.6	80	11.2	3.2	0

	Question	Fully	Reasonably	Partially	Slightly	Unable To
13	Teacher identifies your strengths and encourages you with providing right level of challenges	5.6	70.4	20.8	3.2	0

	Question	Every time	Usually	Occasionally / Sometimes	Rarely	Never
14	Teacher is able to identify your weakness and help you to overcome them	4.8	72.8	19.2	3.2	0

	Question	Strongly Agree	Agree	Neutral	Disagree	Strongly Disagree
15	Teacher makes effort to engage students in the monitoring, review and continuous quality improvement of the teaching learning process	4.8	72.8	18.4	4	0

	Question	To a great Extent	Moderate	Somewhat	Very little	Not At all
16	Teacher uses the student centric methods, such as experimental learning, participative learning and problem solving for enhancing learning experiences	4.8	78.4	13.6	3.2	0

	Question	Strongly Agree	Agree	Neutral	Disagree	Strongly Disagree
17	Teacher encourages you to participate in extracurricular activities	5.6	76	16	2.4	0

	Question	To a great extent	Moderate	Somewhat	Very little	Not at all
18	Efforts are made by the teacher to inculcate soft skills, life skills and employability skills to make you ready for the world of work	4.8	76.8	15.2	3.2	0

	Question	To a great extent	Moderate	Somewhat	Very little	Not at all
19	Teacher uses ICT tools such as LCD Projector, Multimedia, etc., while teaching	3.2	61.6	32	3.2	0

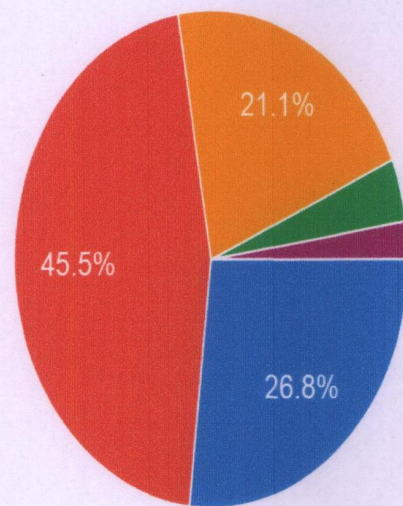
	Question	Strongly Agree	Agree	Neutral	Disagree	Strongly Disagree
20	Overall quality of teaching learning process in the class is very good	7.2	77.6	12	3.2	0


 PRINCIPAL
 Dr. L. Bullayya College
 Visakhapatnam-13


FEEDBACK ON CURRICULUM BY ALUMNI FOR THE YEAR 2020 - 21

Curriculum fosters entrepreneurship and adaptability in arduous / challenging situations.

123 responses

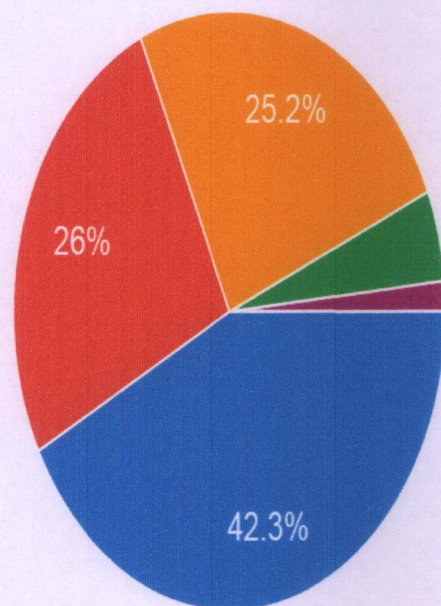


- strongly agree
- Agree
- Neutral
- Disagree
- Strongly disagree



PRINCIPAL
Dr. L. Bullayya College
Visakhapatnam-13

Career orientation and quality of teaching in college.

123 responses

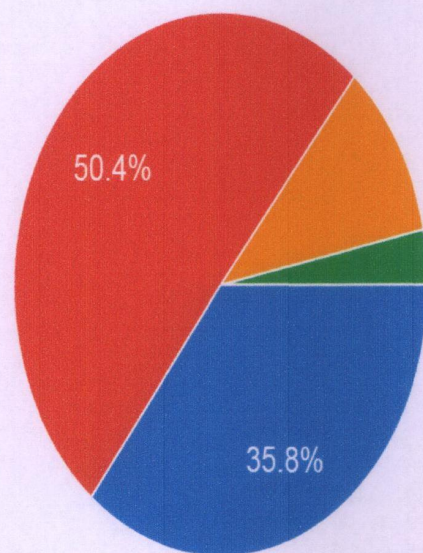


- Excellent
- Very good
- Good
- Fair
- Poor



PRINCIPAL
Dr. L. Bullayya College
Visakhapatnam-13

Relevance of course content for employability and linking theory and practice.

123 responses

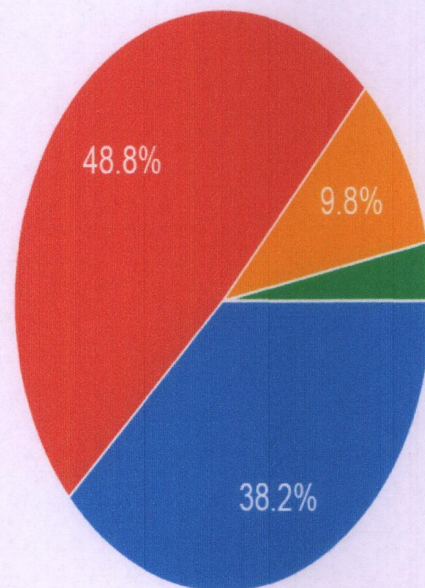


- Excellent
- Good
- Fair
- Poor



PRINCIPAL
Dr. L. Bullayya College
Visakhapatnam-13

Quality of training in communication skills.

123 responses

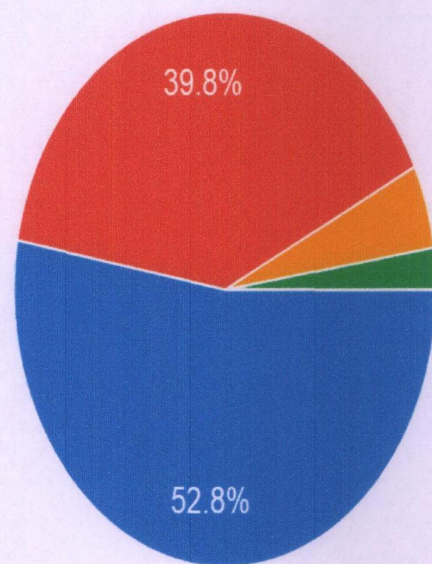


- Excellent
- Good
- Fair
- Poor



PRINCIPAL
Dr. L. Bulayya College
Visakhapatnam-13

Overall academic atmosphere in the college.

123 responses



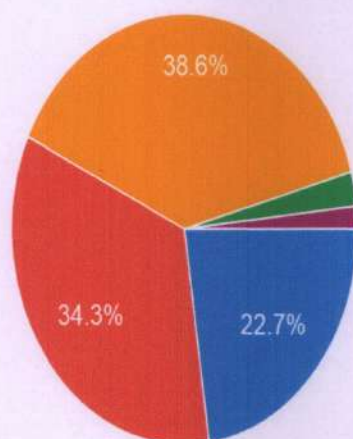
- Excellent
- Good
- Fair
- Poor


PRINCIPAL
Dr. L. Bulayya College
Visakhapatnam-13


PARENTS' FEEDBACK ON CURRICULUM FOR THE YEAR 2020-21

Regular conduct of the college and quality of teaching

233 responses

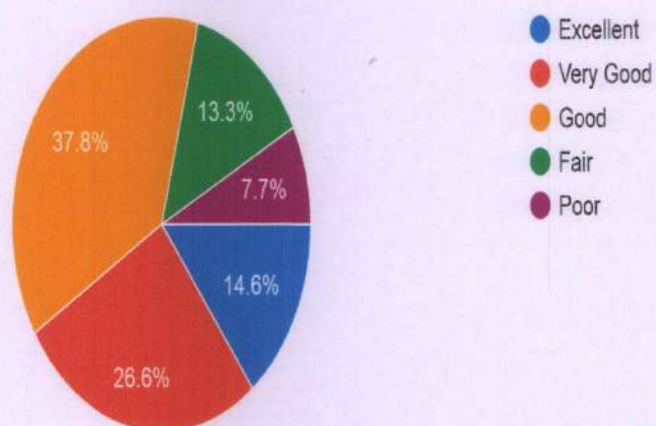


- Excellent
- Very good
- Good
- Fair
- Poor


PRINCIPAL
Dr. L. Bulayya College
Visakhapatnam-13

Effectiveness of Online Classes during pandemic

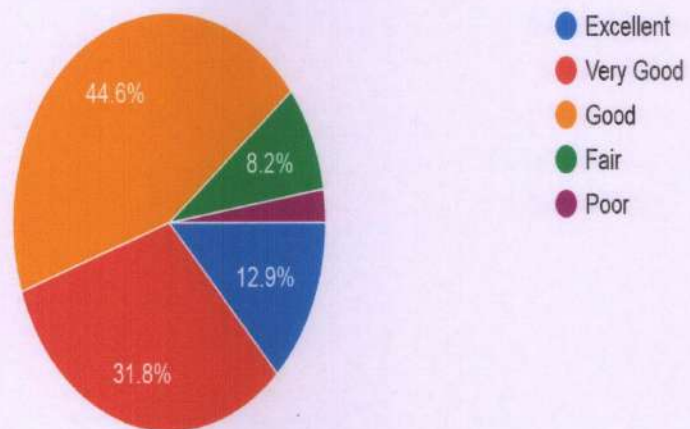
233 responses





PRINCIPAL
Dr. L. Bullayya College
Visakhapatnam-13

Role of curriculum in enhancing the aptitude of your ward

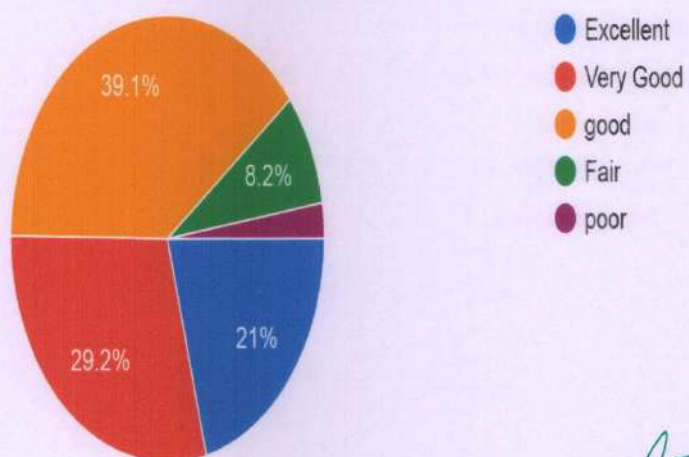
233 responses




PRINCIPAL
Dr. L. Bullayya College
Visakhapatnam-13

Role of curriculum and teachers in Personality Development of your ward

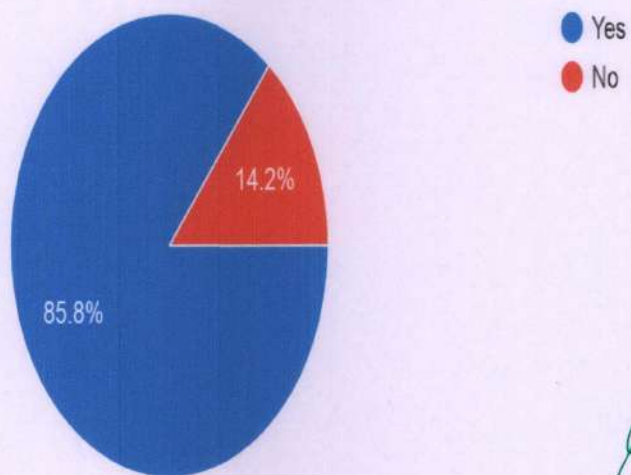
233 responses




PRINCIPAL
Dr. L. Bulayya College
Visakhapatnam-13

Are you satisfied with the knowledge acquisition of your ward?

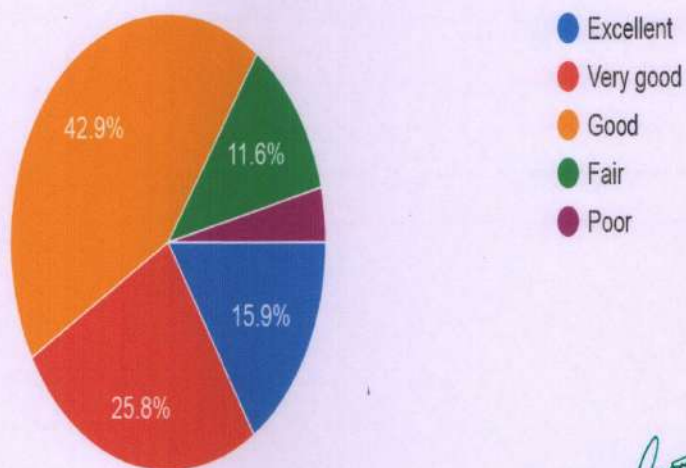
233 responses




PRINCIPAL
Dr. L. Bhattaya College
Visakhapatnam-13

Rate the curricular teaching in view of job opportunities

233 responses

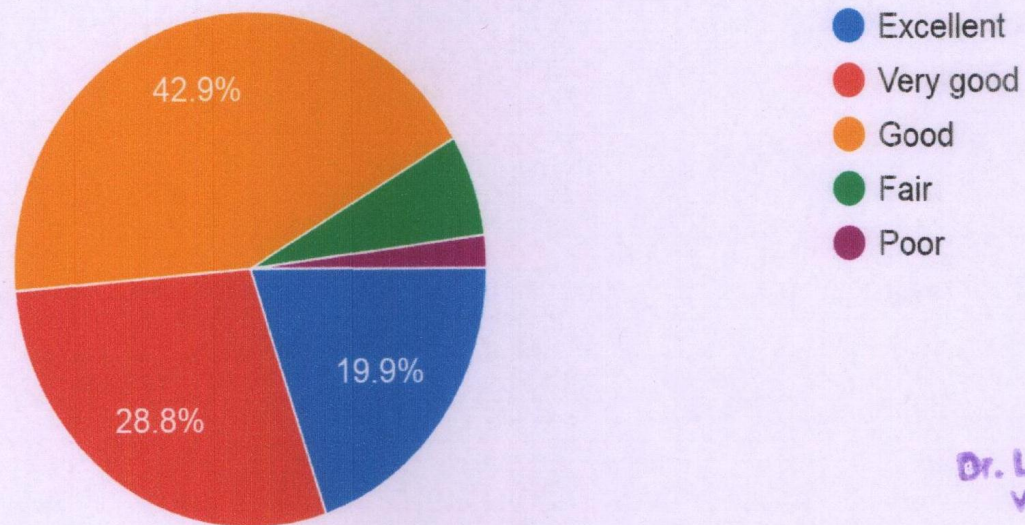




PRINCIPAL
Dr. L. Bullayya College
Visakhapatnam-13

STUDENTS' FEEDBACK ON CURRICULUM FOR 2020-21

Content of the syllabus of the courses is interesting as well as suitable for employability

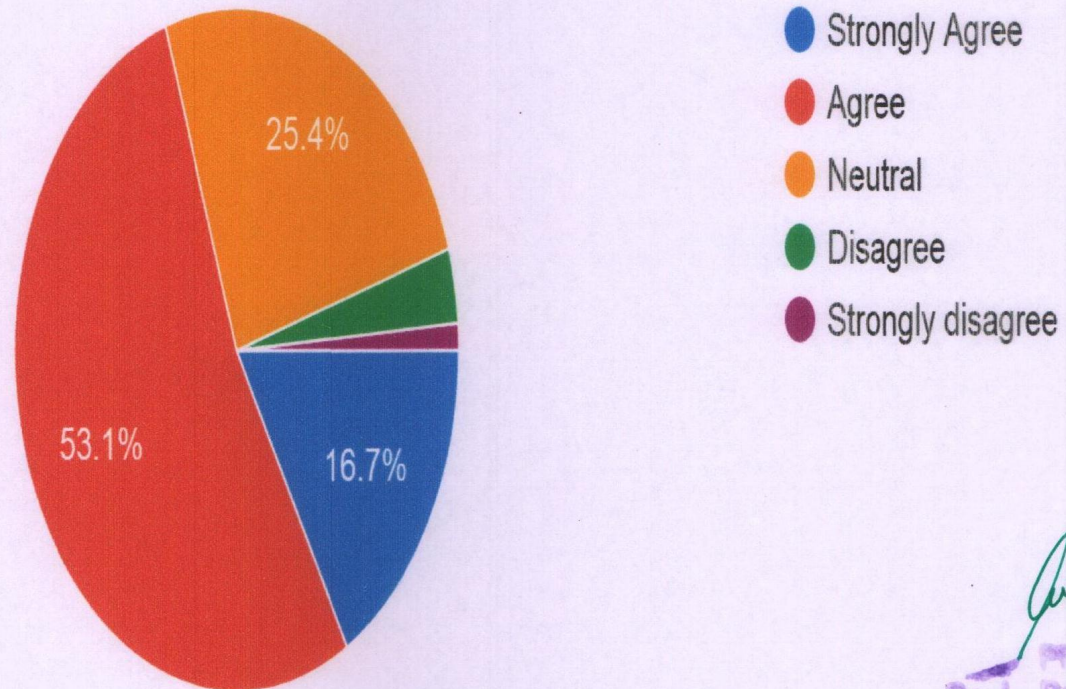
1,021 responses





PRINCIPAL
Dr. L. Bulayya College
Visakhapatnam-13

Curriculum is relevant and fulfills the expectations of the students

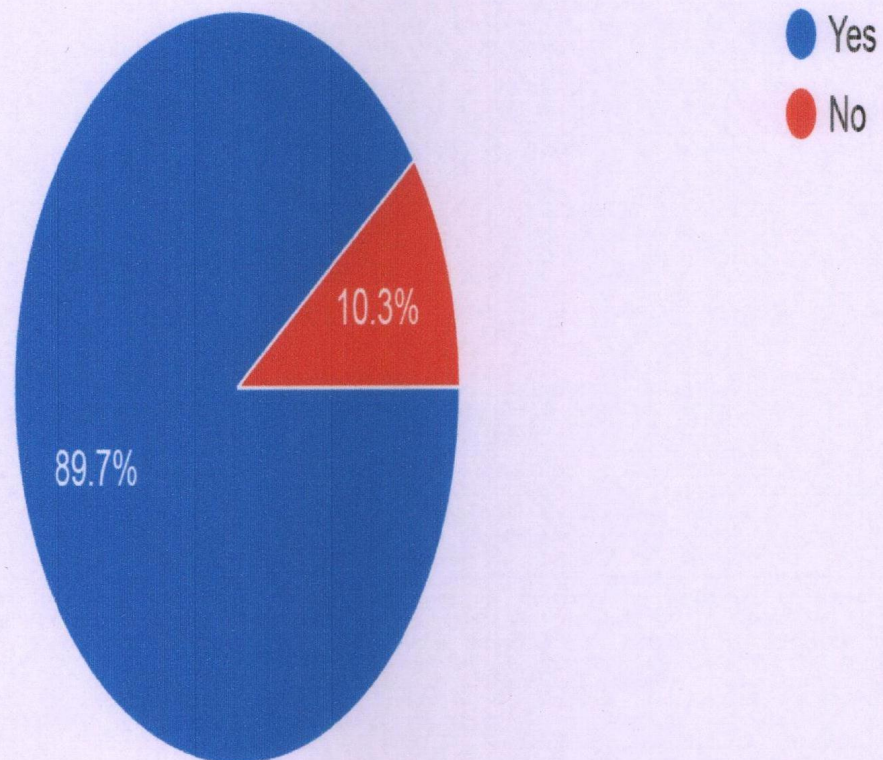
1,021 responses




PRINCIPAL
Dr. L. Bullayya College
Visakhapatnam-13

Specializations offered in curriculum have current content

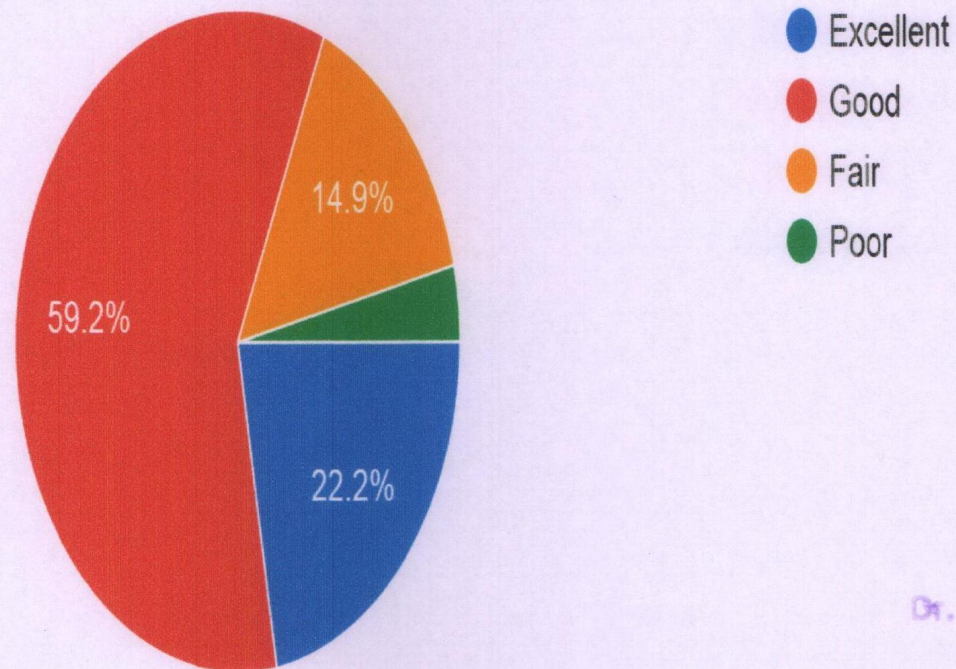
1,021 responses




PRINCIPAL
Dr. L. Bulayya College
Visakhapatnam-13

How do you rate the academic flexibility in terms of 4 Cs (Creative and Critical thinking, collaboration and commitment) in personality development

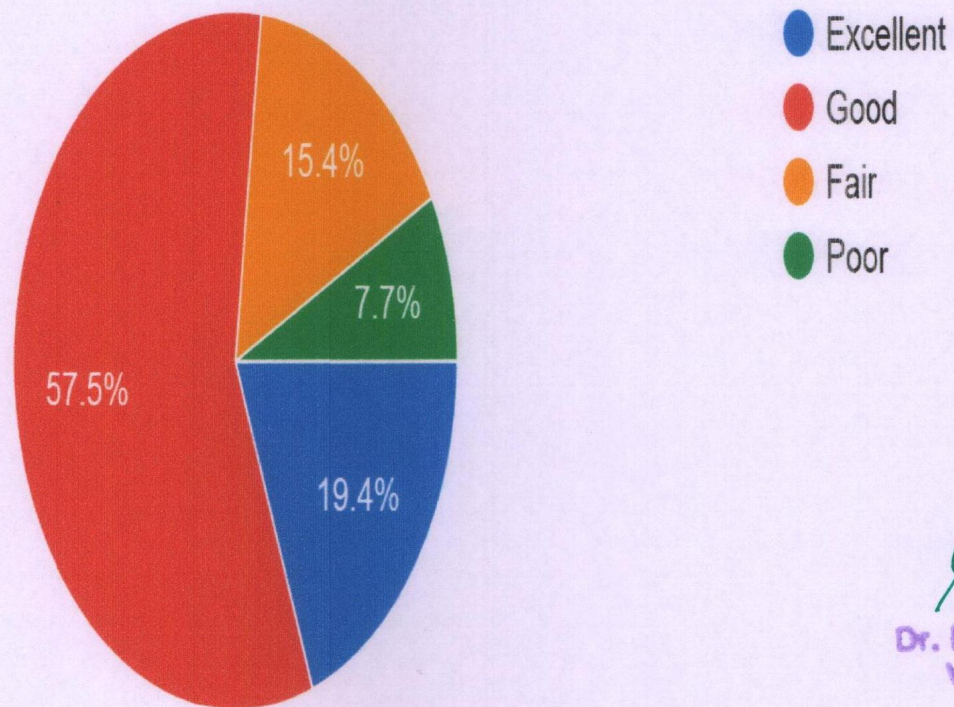
1,021 responses





PRINCIPAL
Dr. L. Bulayys College
Veeekhapstnam-13

Relevance of skill based content such as laboratory / project / field work to the course and applicability in daily life

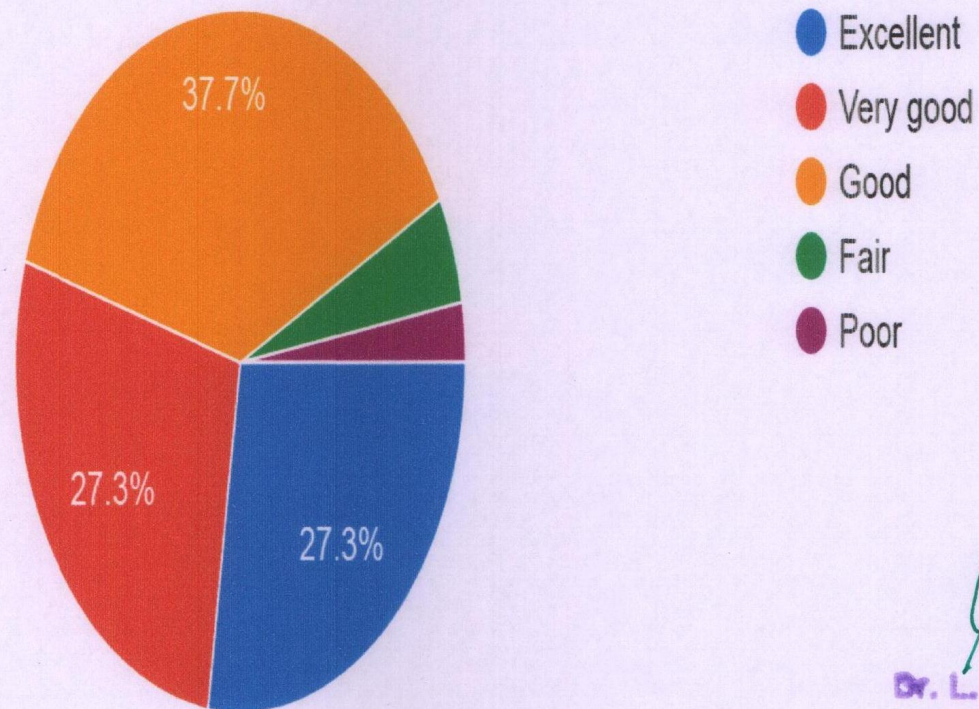
1,021 responses





PRINCIPAL
Dr. L. Bulayya College
Visakhapatnam-13

Ability and communication skills of teacher to generate interest in subject

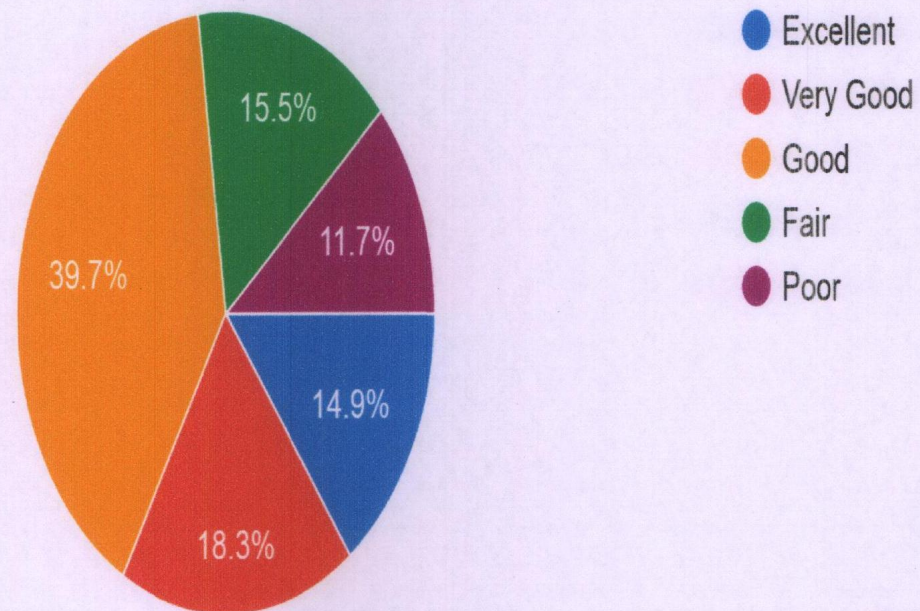
1,021 responses





PRINCIPAL
Dr. L. Bulayya College
Visakhapatnam-13

Effectiveness of Online Classes during pandemic

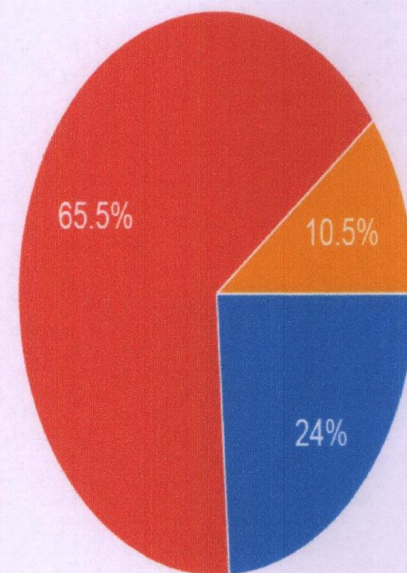
1,021 responses




PRINCIPAL
Dr. L. Bullayya College
Visakhapatnam-13

Completion of the syllabus in time

1,021 responses

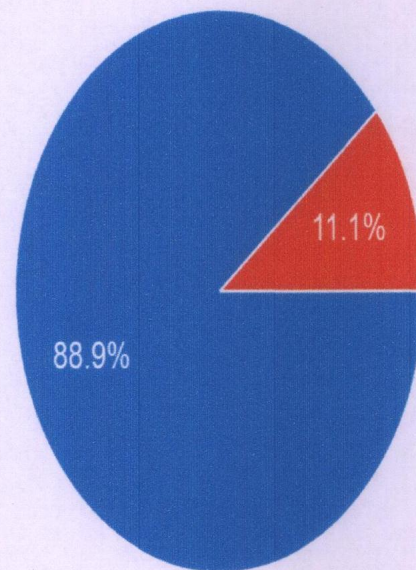


- Strongly agree
- Agree
- Disagree


PRINCIPAL
Dr. L. Bulayya College
Visakhapatnam-13

Conduct of assignments , Classroom seminars , quiz etc

1,021 responses

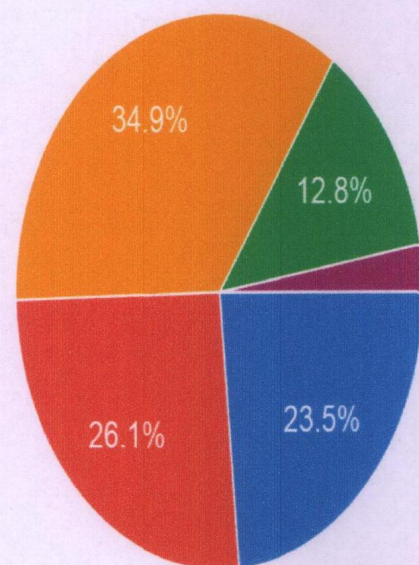


● YES
● No



PRINCIPAL
Dr. L. Bullayya College
Visakhapatnam-13

Guidance for Examinations

1,021 responses

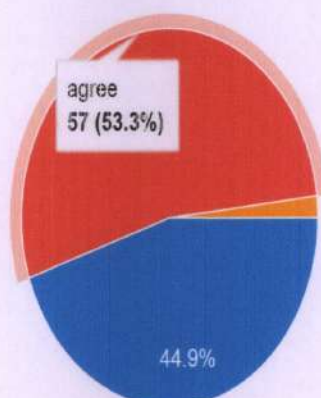


- Excellent
- Very good
- Good
- Average
- Option 5



PRINCIPAL
Dr. L. Bullayya College
Visakhapatnam-13

TEACHERS FEEDBACK ON CURRICULUM FOR 2020-21

Learning objectives / programme outcomes are well defined and need based
107 responses

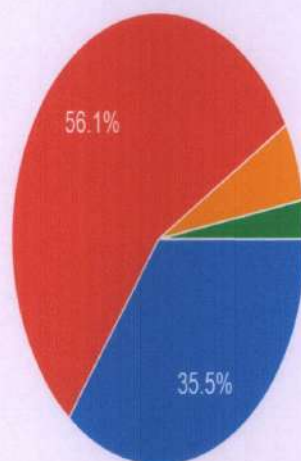


- strongly agree
- agree
- neutral
- Disagree
- Strongly disagree


PRINCIPAL
Dr. L. Bullayya College
Visakhapatnam-13

Syllabus is current and makes the students industry ready.

107 responses

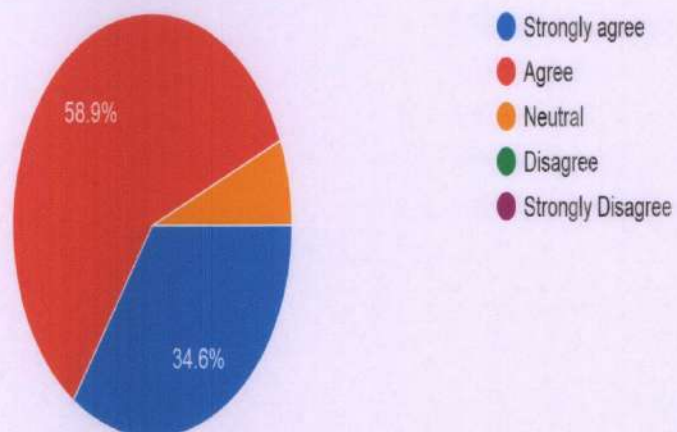


- Strongly agree
- Agree
- Neutral
- Dis agree
- Strongly disagree

PRINCIPAL
Dr. L. Bulayya College
Visakhapatnam-13

Curriculum and specializations are designed to suit the understanding ability of the students.

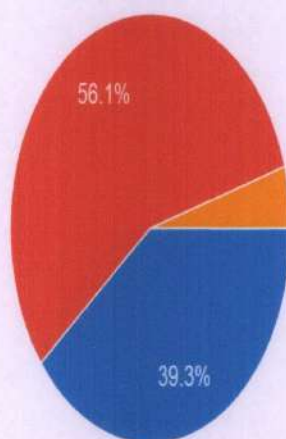
107 responses




PRINCIPAL
Dr. L. Bulayya College
Visakhapatnam-13

The curriculum provides academic flexibility to design Quizzes / Tests / Assignments / Seminars /
GDs for student evaluation

107 responses

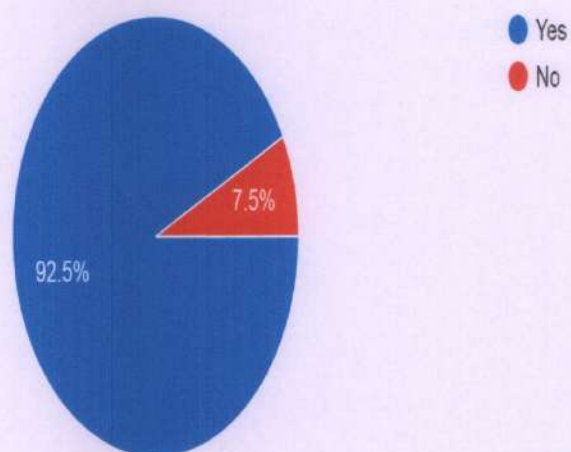


- Strongly agree
- Agree
- Neutral
- Disagree
- Strongly Disagree



PRINCIPAL
Dr. L. Bulayya College
Visaichapatnam-13

The text books prescribed are current and appropriate.

107 responses




PRINCIPAL
Dr. L. Bulayya College
Visakhapatnam-13



Dr. LANKAPALLI BULLAYYA COLLEGE

(Affiliated to Andhra University)

(Accredited by NAAC with "A" Grade)

FEEDBACK ANALYSIS


2019 - 20

STUDENT SATISFACTION SURVEY

Name of the Teacher:

Class:

Sl.No	Questions	Response in numbers
1.	How much of the syllabus was covered by the Teacher? 85 – 100% - 4marks; 70 – 84% -3 marks; 55-69% - 2 marks; 30 -54% - 1 mark; below 30% - 0	
2.	How well did your teacher prepare for the classes? 4 – thoroughly; 3 – satisfactory; 2 – poorly; 1 – indifferently; 0 – wont teach at all	
3.	How well is the teacher able to communicate? 4 – always effective; 3- sometimes effective, 2 – just satisfactorily; 1 – generally ineffective; 0 – very poor communication	
4.	The teacher's approach to teaching can best be described as 4 – excellent; 3 – very good; 2 – good; 1 – fair; 0 – poor	
5.	Fairness of the internal evaluation process by the teacher 4 – always fair; 3 – usually fair; 2 – sometimes fair; 1 – usually unfair; 0 – unfair	
6.	Was your performance in assignments discussed with you? 4 – every time; 3 – usually; 2 – occasionally /sometimes; 1 – rarely; 0 - never	
7.	The teacher takes active interest in arranging field visits for students 4 – Regularly; 3 – often; 2 – sometimes; 1 – Rarely; 0 – never	
8.	The teaching process in the class room facilitates you in cognitive, social and emotional growth. 4 – significantly; 3 – very well; 2 – moderately; 1 – marginally, 0 – not at all	
9.	The Teacher provides multiple opportunities to learn and grow. 4 – Strongly agree; 3 – Agree; 2 – Neutral; 1 – Disagree; 0 – Strongly disagree	
10.	The teacher informs you about your expected competencies, course outcomes and programme outcomes. 4 – Every time; 3 – Usually; 2 – Occasionally / Sometimes; 1 – Rarely; 0 - Never	
11.	Your teacher does a necessary follow-up with an assigned task to you. 4 – Every time; 3 – Usually; 2 – Occasionally / Sometimes; 1 – Rarely; 0 – never	
12.	The Teacher illustrates the concepts through examples and applications. 4 – Every time; 3 – Usually; 2 – Occasionally / Sometimes; 1 – Rarely, 0 – Never	
13.	The Teacher identifies your strengths and encourages you with providing right level of challenges. 4 – Fully; 3 – Reasonably; 2 – Partially; 1 – Slightly; 0 – Unable to	
14.	The Teacher is able to identify your weaknesses and help you to overcome them. 4 – Every time; 3 – Usually; 2 – Occasionally / Sometimes; 1- Rarely; 0 – Never	
15.	The teacher makes effort to engage students in the monitoring, review and continuous quality improvement of the teaching learning process. 4 – Strongly agree; 3 – Agree; 2 – Neutral; 1 – Disagree; 0 – Strongly disagree	
16.	The teacher uses the student centric methods, such as experimental learning, participative learning and problem solving for enhancing learning experiences. 4 – To a great extent; 3 – Moderate; 2 – Somewhat; 1 – Very little; 0 – Not at all	
17.	The teacher encourages you to participate in extracurricular activities. 4 – Strongly agree; 3 – Agree; 2 – Neutral; 1 – Disagree; 0 – Strongly disagree	
18.	Efforts are made by the teacher to inculcate soft skills, life skills and employability skills to make you ready for the world of work. 4 – To a great extent; 3 – moderate; 2 – Somewhat; 1 – Very little; 0 – Not at all	
19.	The Teacher uses ICT tools such as LCD projector, Multimedia, etc., while teaching 4 – Above 90%; 3 – 70 – 89%; 2 – 50 – 69%; 1 – 30 – 49%; 0 – Below 29%	
20.	The overall quality of teaching-learning process in the class is very good. 4 – Strongly agree; 3 – Agree; 2 – Neutral; 1 – Disagree; 0 – Strongly disagree	



STUDENT SATISFACTION SURVEY TEACHER ANALYSIS 2019-20

Sl.No	Question	85 – 100% (4 marks)	70 – 84% (3 marks)	55-69% (2 marks)	30 -54% (1 mark)	below 30% (0)
1	Syllabus covered by the Teacher	58.7	29	11	0.6	0.6
2	Question	Thoroughly	Satisfactory	Poorly	Indifferently	Wont Teach at all
	Teacher prepare for the classes	56.1	26.4	16.1	0.6	0.6
3	Question	Always effective	sometimes Effective	Just Satisfactorily	Generaaly ineffective	Very poor communication
	Ability to communicate by the teacher	56.1	27.7	12.2	3.2	0.6
4	Question	Excellent	Very Good	Good	Fair	Poor
	Approach to teaching	46.4	28.3	21.2	3.2	0.6
5	Question	Always Fair	Usually Fair	Sometimes Fair	Usually unfair	unfair
	Internal Evaluation Process by the Teacher	45.1	35.4	16.1	2.5	0.6
6	Question	Everytime	Usually	Occaisionally / Sometimes	rarely	never
	Performance in assignments discussion	47	33.5	14.1	4.5	0.6
7	Question	Regularly	Often	Sometimes	Rarely	Never
	Active interest in arranging field visits for students	38.06	34.19	18.06	9.03	0.6
8	Question	Significantly	Very Well	Moderately	Marginally	Not At all
	Classroom facilitates you in cognitive, social and emotional growth	41.29	31.61	20	3.87	0.6
9	Question	Strongly Agree	Agree	Neutral	Disagree	Strongly Disagree
	Teacher provides multiple opportunities to learn and grow	43.87	31.61	20	3.87	0.6
10	Question	Every time	Usually	Occasionally / Sometimes	Rarely	Never
	Teacher informs you about your expected competencies, course outcomes and programme outcomes	46.45	33.54	15.48	3.87	0.6
11	Question	Every time	Usually	Occasionally / Sometimes	Rarely	Never
	Teacher does a necessary follow-up with an assigned task to you	49.67	32.9	16.12	0.6	0.6



12	Question	Every time	Usually	Occasionally / Sometimes	Rarely	Never
	Teacher illustrates the concepts through examples and applications	52.9	30.32	13.54	2.58	0.6

13	Question	Fully	Reasonably	Partially	Slightly	Unable To
	Teacher identifies your strengths and encourages you with providing right level of challenges	45.8	29.67	20	3.87	0.6

14	Question	Every time	Usually	Occasionally / Sometimes	Rarely	Never
	Teacher is able to identify your weakness and help you to overcome them	45.16	33.54	18.06	2.58	0.6

15	Question	Strongly Agree	Agree	Neutral	Disagree	Strongly Disagree
	Teacher makes effort to engage students in the monitoring, review and continuous quality improvement of the teaching learning process	38.7	36.12	21.29	3.22	0.6


16	Question	To a great Extent	Moderate	Somewhat	Very little	Not At all
	Teacher uses the student centric methods, such as experimental learning, participative learning and proble solving for enhancing learning experiences	40	38.06	18.06	3.22	0.6

17	Question	Strongly Agree	Agree	Neutral	Disagree	Strongly Disagree
	Teacher encourages you to participate in extracurricular activities	43.8	36.77	17.41	1.29	0.6

18	Question	To a great extent	Moderate	Somewhat	Very little	Not at all
	Efforts are made by the teacher to inculcate soft skills, life skills and exmployability skills to make you ready for the world of work	44.51	30.96	21.29	1.93	1.29

19	Question	To a great extent	Moderate	Somewhat	Very little	Not at all
	Teacher uses ICT tools such as LCD Projector, Multimedia, etc., while teaching	27.79	27.74	27.74	15.48	0.6

20	Question	Strongly Agree	Agree	Neutral	Disagree	Strongly Disagree
	Overall quality of teaching learning process in the class is very good	49.03	28.38	21.02	0.6	0.6



[Handwritten signature]

STUDENTS' FEEDBACK ON CURRICULUM FOR THE YEAR 2019-20

■ Excellent
 ■ Fair
 ■ Good
 ■ Very Good
 ■ Poor
 ■ Agree
 ■ Neutral
 ■ Disagree
 ■ Strongly Agree
 ■ Yes
 ■ No
 ■ Total Responses

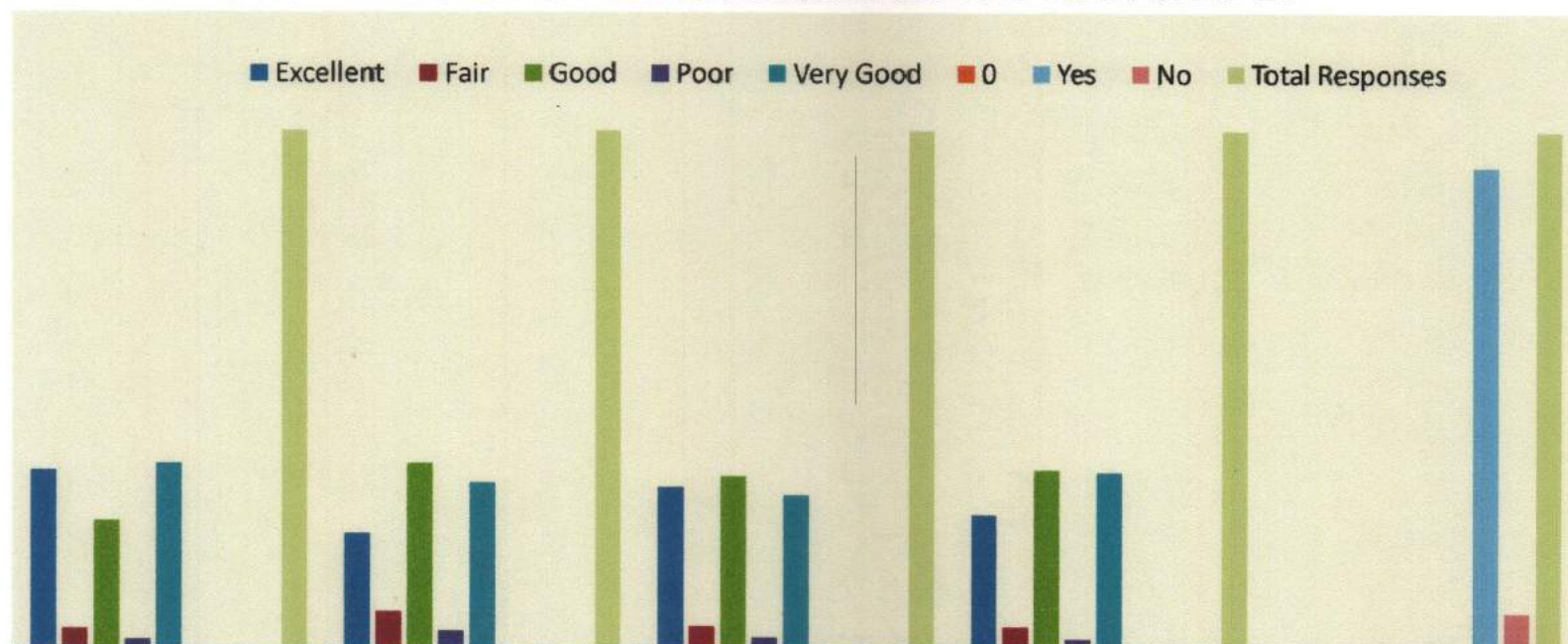


	Content of the syllabus of the courses is interesting as well as suitable for employability	Curriculum is relevant and fulfills the expectations of the students	How do you rate the academic flexibility in terms of 4 Cs (Creative and Critical thinking, collaboration and commitment) in personality development	Relevance of skill based content such as laboratory / project / field work to the course and applicability in daily life	Specializations offered in curriculum have current content
Excellent	124	0	127	132	0
Fair	17	0	40	46	0
Good	98	0	197	177	0
Very Good	126	0	0	0	0
Poor	7	0	8	17	0
Agree	0	209	0	0	0
Neutral	0	59	0	0	0
Disagree	0	5	0	0	0
Strongly Agree	0	99	0	0	0
Yes	0	0	0	0	332
No	0	0	0	0	40
Total Responses	372	372	372	372	372



PRINCIPAL
Dr. L. Bullayya College
Visakhapatnam-13

PARENTS' FEEDBACK ON CURRICULUM FOR THE YEAR 2019-20

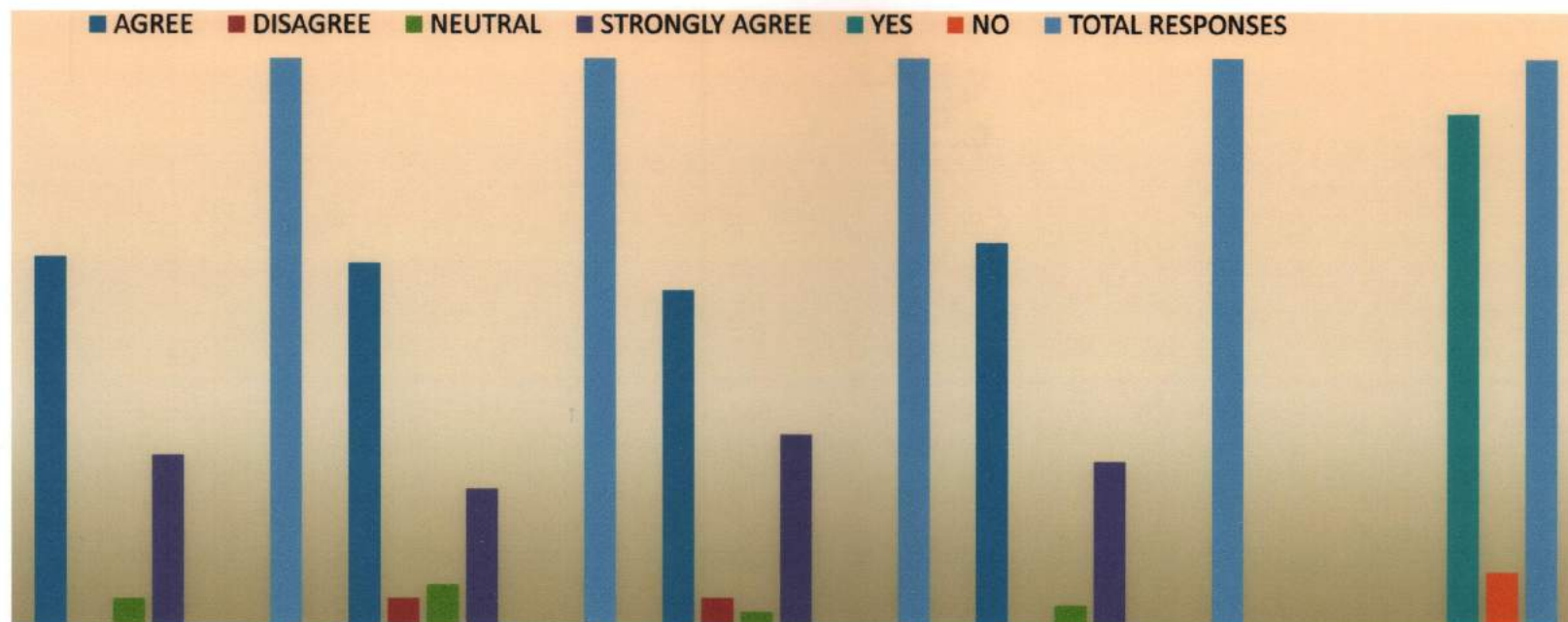


	Regular conduct of the college and quality of teaching	Rate the curricular teaching in view of job opportunities	Role of curriculum and teachers in Personality Development of your ward	Role of curriculum in enhancing the aptitude of your ward	Are you satisfied with the knowledge acquisition of your ward?
Excellent	84	54	76	63	0
Fair	9	17	10	10	0
Good	60	87	81	84	0
Poor	4	8	5	4	0
Very Good	87	78	72	83	0
0	0	0	0	0	0
Yes	0	0	0	0	227
No	0	0	0	0	17
Total Responses	244	244	244	244	244




PRINCIPAL
Dr. L. Bullayya College,
Visakhapatnam-13

TEACHERS' FEEDBACK ON CURRICULUM FOR THE YEAR 2019-20




	Learning objectives / programme outcomes are well defined and need based	Syllabus is current and makes the students industry ready.	Curriculum and specializations are designed to suit the understanding ability of the students.	The curriculum provides academic flexibility to design Quizzes / Tests / Assignments / Seminars / GDs for student evaluation	The text books prescribed are current and appropriate.
AGREE	54	53	49	56	0
DISAGREE	0	4	4	0	0
NEUTRAL	4	6	2	3	0
STRONGLY AGREE	25	20	28	24	0
YES	0	0	0	0	75
NO	0	0	0	0	8
TOTAL RESPONSES	83	83	83	83	83



PRINCIPAL
 Dr. L. Bullayya College
 Visakhapatnam-13

ALUMNI FEEDBACK ON CURRICULUM FOR THE YEAR 2019-20


■ Excellent ■ Good ■ Very Good ■ Fair ■ Poor ■ Agree ■ Disagree ■ Neutral ■ Strongly Agree ■ Total Responses



	Curriculum fosters entrepreneurship and adaptability in arduous / challenging situations.	Career orientation and quality of teaching in college.	Relevance of course content for employability and linking theory and practice.	Quality of training in communication skills.	Overall academic atmosphere in the college.
Excellent		23	15	16	33
Good		14	33	32	21
Very Good		18			
Fair			6	6	1
Poor			1	1	
Agree	25				
Disagree	3				
Neutral	12				
Strongly Agree	15				
Total Responses	55	55	55	55	55



PRINCIPAL
Dr. Lakshmi Bullayya College
Visakhapatnam-13



Dr. LANKAPALLI BULLAYYA COLLEGE

(Affiliated to Andhra University)

(Accredited by NAAC with "A" Grade)

FEEDBACK ACTION TAKEN REPORT

2018 – 19

ATTRIBUTE-WISE CONSOLIDATED FEEDBACK ON TEACHER BY STUDENTS

Department

Teacher

Year:

No. of Respondents

10	9	8	7	6	5	4	3	2	1
Very Good					Very Poor				

Sl. No.	Attributes	score
1	Communication Skills (in terms of articulation and comprehensibility)	
2	Interest generated by the teacher	
3	Ability to integrate course material with environment/other issues to provide a broader perspective	
4	Ability to integrate across the Course/draw upon other Courses	
5	Accessibility of the teacher in and out of the class (includes availability of the teacher to motivate outside class	
6	Ability to design Quizzes/examinations/assignments/projects/to test	
7	Provision of sufficient timely feedback	
8	Knowledge base of the teacher (as perceived by you)	
9	Sincerity/Commitment of the teacher	
10	Overall rating	



FEEDBACK REPORT FOR THE YEAR 2018 - 2019

UG - COMMERCE & MANAGEMENT (B.COM & BBA)

SL.No	FACULTY NAME	DEPT NAME	RESP	Communicati on Skills	Learning Objective guidance	Interest generated	Class Room Control	Notes	Accessibili ty	Evaluation	Timely advise	Knowledge base	Sincerity / Commitment	Feedback % ODD Sem
1	Sri. H. Rangaikulu	Commerce	68	9.75	9.82	9.75	9.65	9.87	9.71	9.56	9.62	9.81	9.79	97.33
2	Smt. B. Varija	Commerce	64	9.5	9.48	9.38	9.48	9.5	9.45	9.17	9.38	9.53	9.59	94.46
3	Sri.B.Srinivas Reddy	Commerce	85	9.47	9.45	9.44	9.49	9.49	9.21	9	9.32	9.56	9.45	93.88
4	Sri. P. Durga Prasad	Commerce	132	9.39	9.19	9.17	9.02	9.18	9.39	9.08	9.14	9.45	9.41	92.42
5	Mrs. E. Madhuritha	BBM	77	9.675	9.585	9	9.39	8.815	9.35	8.915	8.965	9.355	9.37	92.42
6	Sri.Sk.Gowshi Babu	Commerce	77	9.305	9.32	9.355	8.77	9.29	9.105	9.315	9.305	9.53	9.115	92.41
7	Smt. Ch. Rama Kalyani	Commerce	65	9.05	8.92	8.94	9.29	9.43	9.32	8.92	9.25	9.18	9.17	91.47
8	Sri.P.V.Ramana Murthy	Sanskrit	180	9.26	9.18	9.13	9.03	9.015	9.165	9	9.105	9.23	9.125	91.24
9	Sri. U.V. ChandraShekar	BBM	84	8.77	9.12	8.99	8.83	9.24	9.38	9.06	9.1	9.19	9.37	91.05
10	Sri. Ch. Trimurthulu	Commerce	129	9.17	9.12	9	8.68	9.2	9.19	8.74	9.02	9.25	9.38	90.75
11	Smt. S. Naga Padma	Commerce	83	9.18	9.01	9.01	9.02	9.17	9.08	8.87	9.05	9.14	9.19	90.72
12	Sri.R.Srinivas Rao	Commerce	41	9.17	8.8	9.02	9.12	9.02	8.98	8.95	8.71	9.29	9.41	90.47
13	Sri.N.K.Mahesh	BBM	33	9.24	9.33	8.79	9.64	9.12	8.88	8.61	8.55	9.12	8.97	90.25
14	Sri.L.Sanjeeva Rao	Commerce	101	9.13	9.07	9	8.69	9.12	9.05	8.97	8.98	9.12	9.04	90.17
15	Smt.V.Sunita	English	200	9.32	9.085	8.995	9.025	8.83	8.75	8.76	8.875	9.21	9.225	90.08
16	Smt. Yasmin Mohammed	Commerce	95	8.98	9	8.84	8.52	8.69	8.88	8.88	8.99	9.05	9.17	89.00
17	Smt.J.L. Purnima	BBM	74	9.07	9.01	8.81	8.84	8.72	8.85	8.7	8.76	9.05	9.05	88.86
18	Sri.K.P.V.R.Murthy	Commerce	87	9	8.95	8.63	8.52	8.75	8.91	8.75	8.95	9.06	9.1	88.62
19	Smt.B.Madhavi	E S	274	8.815	8.705	8.575	8.76	8.455	8.605	8.48	8.585	8.88	8.77	86.63
20	Sri.V.Satyanarayana	Commerce	133	8.595	8.42	8.205	8.455	8.385	8.43	8.35	8.265	8.635	8.655	84.40
21	Sri.A.Ali Babu	Telugu	64	8.63	8.44	8.41	8.56	8.56	8.39	8.08	8.22	8.41	8.52	84.22
22	Ms.Taherunnisa Begum	Hindi	124	8.39	8.305	8.28	8.05	8.49	8.325	8.32	8.49	8.59	8.61	83.85

23	Smt.S.V.Ramani	Economics	124	8.265	8.415	8.175	8.005	8.51	8.475	8.27	8.365	8.525	8.65	83.66
24	Smt.Monzy George	English	239	8.86	8.515	8.22	8.185	7.515	8.14	8.07	8.265	8.69	8.71	83.17
25	Smt. P. Lakshmi	Computer Science	133	7.21	7.36	6.915	6.885	7.36	7.435	7.145	7.22	7.595	7.715	72.84




FEEDBACK REPORT FOR THE YEAR 2018 - 2019

B.Sc & B.A

Sl.No	FACULTY NAME	DEPT NAME	RESP	Communicati on Skills	Learning Objective guidance	Interest generated	Class Room Control	Notes	Accessibili ty	Evaluation	Timely advise	Knowledge base	Sincerity / Commitment	Feedback % ODD Sem
40	Smt.M.Bharathi	BioTechnology	105	8.62	8.74	8.05	8.89	8.55	8.6	8.03	8.27	8.81	8.86	85.42
5	Smt. P.Jhansi lakshmi Bai	Botany	131	9.38	9.3	9.32	9.17	9.4	9.39	9.22	9.23	9.46	9.44	93.31
2	Sri.Ch.Venkata Kishore	Chemistry	73	9.52	9.52	9.56	9.6	9.52	9.49	9.53	9.52	9.64	9.56	95.46
3	Smt.L.Uma Tulasi	Chemistry	64	9.8	9.64	9.61	9.39	9.39	9.53	9.3	9.38	9.61	9.58	95.23
31	Smt. K. Sireesha	Chemistry	138	8.8	8.57	8.5	8.62	8.93	8.65	8.45	8.69	8.7	8.93	86.84
57	Smt. B. Bhoodevi	Chemistry	73	7.95	7.77	7.34	8.19	7.53	7.7	7.6	7.71	7.59	7.79	77.17
9	Sri.B.N.S.V.A.Shankar	Computer Science	108	9.28	9.17	9.17	9.09	9.39	9.41	9.05	9.22	9.38	9.32	92.48
14	Sri. T.N.Chaitanya	Computer Science	113	9.3	9.25	9.13	8.79	9.12	9.33	9.08	9.18	9.33	9.46	91.97
15	Smt D.R.S.Swetha	Computer Science	85	9.27	8.99	9.01	9.09	9.26	9.15	9	9.19	9.25	9.41	91.62
21	Smt. I. Hymavathi	Computer Science	104	9.04	9.02	8.8	9.2	8.86	8.95	8.68	8.99	9.15	9.16	89.85
22	Smt.V.Sailaja	Computer Science	82	9.16	8.9	8.99	8.96	8.45	9.02	8.77	8.84	9.2	9.09	89.38
48	Sri. P. Ramesh	Computer Science	107	8.605	8.475	8.28	8.22	8.02	8.04	8.13	8.235	8.6	8.49	83.10
51	Smt. G. Rojamani	Computer Science	66	8.23	8.09	8	7.88	8.12	8.11	7.94	8.05	8.17	8.33	80.92
52	Sri. K. Vasanth Kumar	Computer Science	108	8.14	8.01	8	7.74	7.92	8	7.87	7.96	8.1	7.87	79.61
54	Smt. P.R. Nischala	Computer Science	75	7.79	7.69	7.76	7.63	8.03	7.99	8	7.92	7.65	7.96	78.42
60	Smt. S. Srilatha	Computer Science	11	7.82	7.36	7.55	7.36	7.36	7.18	7.73	7.18	7.45	8	74.99
6	Sri.J.Lakshman Babu	Economics	168	9.42	9.37	9.36	9.49	9.07	9.29	9.21	9.29	9.4	9.32	93.22
27	Ms.K.Mrudula Praveena	Electronics	156	8.97	8.63	8.76	8.96	8.96	8.7	8.44	8.71	8.97	8.99	88.09
32	Smt.T.Sireesha	Electronics	32	8.59	8.59	8.63	8.88	8.72	8.81	8.63	8.53	8.63	8.69	86.70
47	Sri.M.Prakash	Electronics	102	8.33	8.23	8.15	8.36	8.58	8.33	8.05	8.09	8.39	8.71	83.22
59	Sri.P.Narasimha Rao	Electronics	74	7.57	7.57	7.36	7.16	7.51	7.49	7.54	7.15	7.99	8.05	75.33
	Mr. A. DIWAKAR	Electronics												



SLNo	FACULTY NAME	DEPT NAME	RESP	Communicati on Skills	Learning Objective guidance	Interest generated	Class Room Control	Notes	Accessibili ty	Evaluation	Timely advise	Knowledge base	Sincerity / Commitment	Feedback % ODD Sem
17	Mrs.Atasee Mukherjee	English	231	9.28	9.11	8.96	8.66	9.04	9.08	9	9	9.2	9.13	90.46
18	Smt.M.Swarna Kumari	English	41	9.02	8.895	8.82	8.8	9.14	9.045	9.17	9.045	9.07	9.345	90.35
24	Ms.Sharon Ramya	English	253	9.42	8.89	8.89	9.01	8.34	8.83	8.63	8.91	9.1	9.01	89.03
42	Smt. P. Adilakshmi Devi	English	294	8.635	8.565	8.44	8.355	8.33	8.5	8.53	8.505	8.585	8.72	85.17
45	Smt. P. Mercy Miriam	English	285	8.77	8.46	8.31	7.9	8.14	8.4	8.11	8.23	8.78	8.74	83.84
63	Smt.N.Savitri	English	177	7.21	6.9	6.82	6.89	6.66	6.68	6.88	6.75	7.06	6.94	68.79
37	Dr.P.Kiran Kumari	Environmental Studies	327	8.65	8.67	8.55	8.47	8.415	8.635	8.465	8.59	8.755	8.715	85.92
43	Sri. M.Daniel Vara Prasad	Foundation Course	355	8.6	8.515	8.415	8.42	8.43	8.405	8.46	8.31	8.63	8.515	84.70
58	Ms.G.Aruna Kamala Jyothi	Foundation Course	473	7.49	7.48	7.4	8.2	7.47	7.49	7.3	7.41	7.76	7.79	75.79
4	Sri.M.Ganga Raju	Geography	97	9.57	9.59	9.55	9.55	9.43	9.31	9.28	9.4	9.46	9.53	94.67
30	Dr.P.Lakshmi Sarada	Hindi	199	8.855	8.795	8.66	8.69	8.73	8.705	8.59	8.695	8.655	8.81	87.19
1	Dr. K. Satyanarayana	History	75	9.67	9.76	9.69	9.63	9.64	9.65	9.67	9.77	9.72	9.72	96.92
29	Dr. K. Taviti Naidu	History	119	8.75	8.76	8.86	8.42	8.71	8.7	8.61	8.6	8.87	8.91	87.19
46	Smt.A.Vanaja	History	29	8.31	8.45	8.03	8.24	8.38	8.28	8.28	8.31	8.45	8.69	83.42
64	Ms. BONICA DAS	Journalism	2	6.5	6.5	6	6	7.5	7	7	7	7	6.5	67.00
7	Sri. A. Narasimha Rao	Mathematics	122	9.37	9.25	9.19	8.99	9.34	9.34	9.29	9.27	9.47	9.48	92.99
10	Smt.K.Maha Lakshmi	Mathematics	84	9.25	9.2	9.24	9.18	9.5	9.25	9.02	9.12	9.2	9.51	92.47
11	Smt. G. Padma	Mathematics	157	9.28	9.2	9.25	9.39	9.44	9.18	8.92	9.1	9.38	9.33	92.47
13	Smt. G. Sujatha	Mathematics	110	9.22	9.26	9.16	9.05	9.33	9.22	9.02	9.16	9.27	9.3	91.99
36	Smt.B. Padmavathi	Mathematics	153	8.57	8.56	8.59	8.02	8.71	8.83	8.54	8.63	8.84	9.03	86.32
38	Smt.G.Kanaka Lakshmi	Mathematics	145	8.59	8.66	8.63	8.52	8.61	8.57	8.48	8.41	8.68	8.7	85.85
41	Sri.P.Ramunaidu	Mathematics	108	8.53	8.6	8.48	8.43	8.56	8.41	8.46	8.52	8.55	8.79	85.33
61	Smt.N.Sangeetha	Mathematics	47	7.56	7.49	7.44	7.51	7.49	7.39	7.49	7.37	7.49	7.49	74.72
25	Smt.Ch.Sirisha	MicroBiology	105	8.89	8.83	8.81	8.85	8.68	8.88	8.85	8.89	8.9	9	88.58
8	Smt. S. Harika	Physics	264	9.44	9.31	9.27	9.25	9.33	9.31	9.05	9.2	9.42	9.39	92.97
26	Sri. S.V.J. S.S. RAJESH	Physics	86	8.92	8.84	8.91	8.9	8.87	8.74	8.65	8.74	8.9	8.84	88.31



SL.No	FACULTY NAME	DEPT NAME	RESP	Communicati on Skills	Learning Objective guidance	Interest generated	Class Room Control	Notes	Accessibili ty	Evaluation	Timely advise	Knowledge base	Sincerity / Commitment	Feedback % ODD Sem
28	Sri. N. Ramu	Physics	61	8.77	8.77	8.64	8.49	8.92	8.87	8.85	8.8	8.92	8.79	87.82
49	Sri.K.Srinivas	Physics	108	8.44	8.32	8.17	8.12	7.89	8.27	8.1	8.34	8.44	8.47	82.56
50	Sri. M. HARISH BABU	Physics	105	8.28	8.29	8.01	8.32	8.19	8.12	8.03	8.26	8.12	8.33	81.95
55	Smt. Y. Madhusmitha	Physics	74	7.89	7.68	7.59	7.76	7.73	7.82	7.85	7.81	7.95	8	78.08
16	Sri.V.CH. JYOTHI SWAROOP	Politics	149	9.26	9.22	9.09	9.13	8.97	9.19	9.06	9.13	9.26	9.23	91.54
44	Ms. ARUNA SRI	Psychology	2	8.5	9	8	9.5	7	9.5	7	9	8	9	84.50
12	Dr. T. Srinu	Public Administration	25	9.12	9.16	9	9.12	9.24	9.28	9.2	9.44	9.24	9.4	92.20
23	Dr.K.Naga Suneetha	Sanskrit	443	9.085	8.995	8.815	8.84	9.025	8.82	8.775	8.83	9.06	9.11	89.36
53	Smt.A. P. VijayaShri	Sanskrit	105	8.21	7.85	7.67	7.73	7.78	7.88	7.76	7.74	7.9	8.05	78.57
62	Sri. Narasinga Rao	Sanskrit	66	7.55	7.29	7.08	7.92	7.14	7.05	7.14	7.27	7.61	7.62	73.67
19	Smt. K. Bhavani	Statistics	174	9.07	8.95	8.99	9.26	9.17	8.97	8.74	8.89	9.07	9.2	90.31
35	Smt.S.Rama Devi	Statistics	77	8.69	8.51	8.55	9.05	8.78	8.49	8.43	8.62	8.69	8.69	86.50
33	Dr. A.Pydi Raju	Telugu	234	8.74	8.645	8.59	8.74	8.55	8.555	8.52	8.665	8.82	8.75	86.58
34	Sri.G.Rama Murthy	Telugu	94	8.75	8.765	8.385	8.55	8.51	8.735	8.665	8.515	8.885	8.745	86.51
20	Smt. H. S. Begum	TravelAndTourism	54	9.2	9.06	9.02	8.81	8.93	9.06	9.02	8.96	8.98	8.98	90.02
56	Dr. P. Surekha	Zoology	124	8.13	7.69	7.56	7.96	7.65	7.59	7.72	7.81	7.89	8	78.00



FEEDBACK REPORT FOR THE YEAR 2018 - 2019

MANAGEMENT STUDIES (MBA)

Sl.No	FACULTY NAME	DEPT NAME	RESP	Communicati on Skills	Learning Objective guidance	Interest generated	Class Room Control	Notes	Accessibili ty	Evaluation	Timely advise	Knowledge base	Sincerity / Commitment	Feedback % ODD Sem
1	Dr. G.Taviti Naidu	MBA	167	9.37	9.53	9.57	9.32	9.46	9.35	9.22	9.32	9.51	9.5	94.15
2	Smt. R. Anjana	MBA	141	9.48	9.12	9.12	9.29	8.99	9.07	9.06	9.06	9.21	9.28	91.68
3	Sri.Ch. Suresh	MBA	140	9.16	9.11	8.94	8.76	9.08	9.09	8.95	8.94	9.23	9.26	90.52
4	LT. Uma Nageswari	MBA	111	8.82	8.9	9.08	9.075	9.115	9.04	8.82	8.9	8.88	9.13	89.76
5	Smt. O. Satya Prabha	MBA	162	9.22	9.12	8.94	9.02	8.82	8.94	8.83	8.79	8.99	9	89.67
6	SLT. Rama Goswami	MBA	124	9.1	8.9	8.91	9.08	8.91	8.82	8.8	8.87	8.92	8.99	89.30
7	Dr. E. Roopa Rani	MBA	112	8.86	8.755	8.46	8.505	8.205	8.44	8.39	8.29	8.62	8.66	85.19
8	Dr. R.V.H. Srikanth	MBA	104	8.81	8.54	8.39	8.4	7.9	8.15	8.23	8.15	8.64	8.49	83.70
9	Smt. P. Nagavali	MBA	144	8.285	8.265	8.19	8.59	8.365	8.285	8.285	8.26	8.435	8.575	83.54
10	Smt. P.V.S. Jyothi	MBA	231	8.41	8.23	8.17	8.41	8.37	8.37	8.15	8.23	8.32	8.58	83.24
11	Mr.M.Aravind	MBA	189	8.39	8.2	8.15	7.98	8.24	8.17	8.105	7.975	8.465	8.455	82.13
12	Dr. D. Rajnandan	MBA	131	6.35	6.13	6.07	6.5	6.32	6.56	6.34	6.43	6.41	6.86	63.97

COMPUTER SCIENCE (MCA & M.SC (CS))

Sl.No	FACULTY NAME	DEPT NAME	RESP	Communicati on Skills	Learning Objective guidance	Interest generated	Class Room Control	Notes	Accessibili ty	Evaluation	Timely advise	Knowledge base	Sincerity / Commitment	Feedback % ODD Sem
1	Sri. M.A.Prasad	MCA	41	9.66	9.66	9.63	9.73	9.73	9.66	9.59	9.54	9.8	9.8	96.8
2	Smt. K.Aruna Bhavani	MCA	78	9.65	9.58	9.56	9.58	9.42	9.46	9.36	9.45	9.64	9.62	95.32
3	Sri. S.Satheeswara Reddy	MCA	107	9.17	9.17	9.07	9.17	9.34	9.21	8.96	9.12	9.29	9.32	91.82
4	Sir. N.Sridhar	MCA	28	9.14	9.46	9.36	9.25	9	9.36	8.75	8.93	9.21	9.04	91.5
5	Sri. S.Phani Kumar	MCA	40	9.13	9.15	9.05	9.08	9.3	9.08	9.13	9.33	9.13	9.08	91.46


Sl.No	FACULTY NAME	DEPT NAME	RESP	Communicati on Skills	Learning Objective guidance	Interest generated	Class Room Control	Notes	Accessibili ty	Evaluation	Timely advise	Knowledge base	Sincerity / Commitment	Feedback % ODD Sem
6	Sri. S.Ravi Prasad	MCA	109	9.1	9.13	9.06	8.96	9.08	9.09	9.04	8.99	9.12	9.08	90.65
7	Smt. P. Asha	MCA	100	9.1	9.06	9.08	8.99	8.88	9.09	8.96	9.05	9.12	9.17	90.5
8	Sri.T.S.S.J.Haranath	MCA	101	8.94	9.05	8.94	9.05	8.79	8.92	8.73	9	9.1	9.19	89.71
9	Mr. V. Sateesh	MCA	116	9.13	9.03	8.89	8.9	8.95	8.93	8.82	8.91	8.98	9.08	89.62
10	Smt. Ch. Srilatha	MCA	73	8.78	8.88	8.81	8.85	8.82	8.75	8.6	8.96	8.81	9.03	88.29
11	Smt. B.V.P. Latha	MCA	52	8.67	8.48	8.31	8.77	8.17	8.62	8.46	8.6	8.83	9.02	85.93
12	Sri. T.S.Siva Ramayya	MCA	82	8.55	8.49	8.23	8.52	8.29	8.44	8.27	8.49	8.57	8.5	84.35
13	Smt. T.Mohana Kumari	MCA	92	8.45	8.41	8.28	8.41	8.29	8.28	8.17	8.45	8.28	8.63	83.65
14	Smt. U.Padma Mohan	MCA	20	7.55	7.95	7.55	7.9	7.55	7.95	7.95	8.1	7.95	8	78.45



[Handwritten signature]

ARTS & SCIENCE COURSES (PG)

Sl.No	FACULTY NAME	DEPT NAME	RESP	Communicati on Skills	Learning Objective guidance	Interest generated	Class Room Control	Notes	Accessibili ty	Evaluation	Timely advise	Knowledge base	Sincerity / Commitment	Feedback % ODD Sem
1	Dr. K. Surela Raj	M.A. English	56	9.84	9.77	9.71	9.8	9.57	9.7	9.57	9.7	9.84	9.75	97.25
2	Dr. S.S.V.N.SAKUNTALA	M.A. English	32	9.53	9.09	9.06	9.44	9.34	9.28	9.31	9.31	9.47	9.44	93.27
3	Miss. N. PHANI POOJA	M.A. English	36	9.58	9.61	9.56	9.67	9.53	9.64	9.39	9.75	9.64	9.67	96.04
4	Sri. G. Satya Praveen	M.A. English	56	9.66	9.55	9.55	9.43	9.41	9.64	9.55	9.63	9.64	9.77	95.83
5	Smt.M.Swarna Kumari	English	20	8.85	8.55	8.45	8.5	8.95	8.9	9.05	8.95	8.85	9.4	88.45
6	Miss P.Rajeswari	M.A./M.Sc. Mathematics	88	8.94	8.94	9.09	9.16	9.07	9	8.74	9.02	9.08	9.27	90.31
7	Mr.G.Satyanarayana	M.A./M.Sc. Mathematics	91	8.81	8.875	8.645	8.84	8.73	9.05	8.595	8.93	9.28	9.43	89.185
8	Sri. G. RAVI KUMAR	M.A./M.Sc. Mathematics	84	9.31	9.29	9.31	9.1	9.24	9.27	8.92	9.24	9.55	9.3	92.53
9	Sri.B. RAMA KRISHNA	M.A./M.Sc. Mathematics	85	8.82	8.88	8.61	9.07	8.95	8.82	7.98	8.88	9.01	9.34	88.36
10	Dr. Vidya RajaGopalan	M.Com	22	9.05	8.91	8.82	9.32	9.27	9	9.18	9.14	8.91	8.91	90.51
11	Kum. N. SIREESHA	M.Sc. Analytical Chemistry	69	9.13	9.26	9.28	9.41	9.46	9.43	9.33	9.48	9.45	9.64	93.87
12	Miss K.V.S. SARANYA	M.Sc. Analytical Chemistry	70	8.99	9	8.79	8.5	9	9.17	8.44	8.84	9.1	9.44	89.27
13	Mr. B. Ravi Kumar	M.Sc. Analytical Chemistry	69	8.87	8.88	8.84	8.96	8.09	8.99	8.84	9.06	9.14	9.22	88.89
14	Dr. G. V. SHAKUNTALA	M.Sc. BioChemistry	96	9.81	9.77	9.75	9.7	9.74	9.73	9.38	9.66	9.84	9.92	97.3
15	Dr. K. GEETHA	M.Sc. BioChemistry	103	9.81	9.76	9.73	9.73	9.83	9.76	9.52	9.72	9.78	9.85	97.49
16	Smt. M. SUNITA	M.Sc. BioChemistry	105	9.57	9.58	9.55	9.7	9.6	9.65	9.36	9.65	9.7	9.7	96.06
17	Smt. R. SWAPNA	M.Sc. BioChemistry	104	9.85	9.79	9.78	9.84	9.73	9.77	9.54	9.78	9.83	9.88	97.79
18	Smt.K.Beulah	BioChemistry	50	8.14	8.44	8	8.54	8.46	7.98	7.96	8.3	8.4	8.56	82.78
19	Smt. S. SHARMILA BEGUM	M.Sc. BioTechnology	80	9.11	9.23	9.11	9.3	9.16	9.15	8.91	8.98	9.3	9.45	91.7
20	Dr. S. LAKSHMI	M.Sc. BioTechnology	46	9.59	9.48	9.54	9.46	9.41	9.43	9.43	9.37	9.61	9.61	94.93
21	Smt.G. LAVANYA	M.Sc. BioTechnology	114	8.98	8.98	9.05	8.7	9.16	8.96	8.79	9.02	9.15	9.26	90.05
22	Dr. K. SURI BABU	M.Sc. MicroBiology	75	8.48	8.8	8.69	8.91	8.89	8.93	8.85	8.88	8.88	9	88.31
23	Dr. M. SHASHI PRABHA	M.Sc. MicroBiology	75	9.69	9.6	9.55	9.63	9.55	9.59	9.41	9.51	9.71	9.65	95.89
24	Ms. KSM KARTHIKA	M.Sc. MicroBiology	83	8.66	8.45	8.45	8.78	8.58	8.76	8.43	8.66	8.57	9.02	86.36
25	Sri.J.Ganesh	M.Sc. MicroBiology	83	9.17	9.25	9.16	9.22	9.2	9.24	9.11	9.28	9.37	9.39	92.39
26	Smt. V. SUBBALAKSHMI	M.Sc. Organic Chemistry	93	9.42	9.06	8.73	9.44	9.33	9.43	8.58	8.7	9.46	9.7	91.85



Sl.No	FACULTY NAME	DEPT NAME	RESP	Communicati on Skills	Learning Objective guidance	Interest generated	Class Room Control	Notes	Accessibili ty	Evaluation	Timely advise	Knowledge base	Sincerity / Commitment	Feedback % ODD Sem
27	Dr. D. MALLIKA	M.Sc. OrganicChemistry	31	8.13	8.58	8.42	8.81	8.55	8.45	8.48	8.81	8.58	8.94	85.75
28	Miss K. ANANTHA LAKSHMI	M.Sc. OrganicChemistry	78	9.22	9.23	9.22	9.22	9.32	9.31	8.69	9.19	9.5	9.53	92.43
29	Smt. S. Gayatri	M.Sc. OrganicChemistry	78	8.38	8.21	8.22	8.65	8.56	8.59	8.09	8.24	8.45	8.47	83.86
30	Smt. V. PHANI KUMARI	M.Sc. OrganicChemistry	47	9.02	9.15	8.94	8.94	9.36	9.36	8.64	9.02	9.26	9.51	91.2
31	Sri. B. SUDHEER KUMAR	M.Sc. OrganicChemistry	78	9.38	9.4	9.44	9.26	9.03	9.38	8.83	9	9.63	9.45	92.8
32	Sri. A. Dhanraju	MHRM	19	8	7.63	8	7.79	7.26	8	8	7.53	8.11	8.21	78.53
33	Sri. G. Venkata Rao	MHRM	39	9.54	9.23	8.97	9.38	9.23	9.36	9.46	9.28	9.74	9.31	93.5
34	Dr. D. Vijaya Lakshmi	MHRM	157	9.03	8.98	8.71	8.98	8.9	8.97	8.82	8.8	9.12	9.13	89.44
35	Mrs. K. Indira Priya Darshani	MHRM	39	9.72	9.72	9.72	9.62	9.69	9.69	9.62	9.54	9.79	9.74	96.85
36	Sri. N. Sunil Kumar	MHRM	28	8.18	8.36	8.29	8.04	8.29	8.54	8.5	8.57	8.11	8.54	83.42



[Handwritten signature]


FEEDBACK REPORT FOR THE YEAR 2018 - 2019**UG - COMMERCE & MANAGEMENT (B.COM & BBA)**

Sl.No	FACULTY NAME	DEPT NAME	Feedback % ODD Sem	Feedback% Even Sem	Final Feedback%
1	Sri. H. Ranganaikulu	Commerce	97.33	95.68	96.51
2	Smt. B. Varija	Commerce	94.46	81.9	88.18
3	Sri.B.Srinivas Reddy	Commerce	93.88	96.1	94.99
4	Sri. P. Durga Prasad	Commerce	92.42	92.9	92.66
5	Mrs. E. Madhuritha	BBM	92.42	88.86	90.64
6	Sri.Sk.Gowsi Babu	Commerce	92.41	95.26	93.84
7	Smt. Ch. Rama Kalyani	Commerce	91.47	83.19	87.33
8	Sri.P.V.Ramana Murthy	Sanskrit	91.24	94.83	93.04
9	Sri. U.V. ChandraShekar	BBM	91.05	88.86	89.96
10	Sri. Ch. Trimurthulu	Commerce	90.75	91.31	91.03
11	Smt. S. Naga Padma	Commerce	90.72	86.27	88.50
12	Sri.R.Srinivas Rao	Commerce	90.47	79.25	84.86
13	Sri.N.K.Mahesh	BBM	90.25	92.02	91.14
14	Sri.L.Sanjeeva Rao	Commerce	90.17	83.8	86.99
15	Smt.V.Sunita	English	90.08	92.2	91.14
16	Smt. Yasmin Mohammed	Commerce	89.00	76.93	82.97
17	Smt.J.L. Purnima	BBM	88.86	90.82	89.84
18	Sri.K.P.V.R.Murthy	Commerce	88.62	86.22	87.42
19	Smt.B.Madhavi	E S	86.63	83.43	85.03
20	Sri.V.Satyanarayana	Commerce	84.40	83.88	84.14
21	Sri.A.Ali Babu	Telugu	84.22	74.54	79.38
22	Ms.Taherunnisa Begum	Hindi	83.85	85.53	84.69
23	Smt.S.V.Ramani	Economics	83.66	83.35	83.50
24	Smt.Monzy George	English	83.17	90.39	86.78
25	Smt. P. Lakshmi	Computer Science	72.84	63.77	68.31



FEEDBACK REPORT FOR THE YEAR 2018 - 2019**B.Sc & B.A**

Sl.No	FACULTY NAME	DEPT NAME	Feedback % ODD Sem	Feedback% Even Sem	Final Feedback%
40	Smt.M.Bharathi	BioTechnology	85.42	95.02	90.22
5	Smt. P.Jhansi lakshmi Bai	Botany	93.31	95.18	94.25
2	Sri.Ch.Venkata Kishore	Chemistry	95.46	98.88	97.17
3	Smt.L.Uma Tulasi	Chemistry	95.23	95.61	95.42
31	Smt. K. Sireesha	Chemistry	86.84	93.62	90.23
57	Smt. B. Bhoodevi	Chemistry	77.17	88.05	82.61
9	Sri.B.N.S.V.A.Shankar	Computer Science	92.48	86.28	89.38
14	Sri. T.N.Chaitanya	Computer Science	91.97	83.91	87.94
15	Smt D.R.S.Swetha	Computer Science	91.62	89.28	90.45
21	Smt. I. Hymavathi	Computer Science	89.85	89.47	89.66
22	Smt.V.Sailaja	Computer Science	89.38	88.43	88.91
48	Sri. P. Ramesh	Computer Science	83.10	92.76	87.93
51	Smt. G. Rojamani	Computer Science	80.92	84.27	82.60
52	Sri. K. Vasanth Kumar	Computer Science	79.61	88.56	84.09
54	Smt. P.R. Nischala	Computer Science	78.42	86.43	82.43
60	Smt. S. Srilatha	Computer Science	74.99	71.08	73.04
6	Sri.J.Lakshman Babu	Economics	93.22		93.22
27	Ms.K.Mrudula Praveena	Electronics	88.09	87.54	87.82
32	Smt.T.Sireesha	Electronics	86.70	87.9	87.30
47	Sri.M.Prakash	Electronics	83.22	88.14	85.68
59	Sri.P.Narasimha Rao	Electronics	75.33	86.53	80.93
	Mr. A. DIWAKAR	Electronics		87.19	87.19
17	Mrs.Atasee Mukherjee	English	90.46	94.22	92.34
18	Smt.M.Swarna Kumari	English	90.35	78.03	84.19
24	Ms.Sharon Ramya	English	89.03	88.62	88.83
42	Smt. P. Adilakshmi Devi	English	85.17	96.74	90.95
45	Smt. P. Mercy Miriam	English	83.84	86.97	85.41
63	Smt.N.Savitri	English	68.79	74.27	71.53
37	Dr.P.Kiran Kumari	Environmental Studies	85.92		85.92



Sl.No	FACULTY NAME	DEPT NAME	Feedback % ODD Sem	Feedback% Even Sem	Final Feedback%
43	Sri. M.Daniel Vara Prasad	Foundation Course	84.70	88.27	86.49
58	Ms.G.Aruna Kamala Jyothi	Foundation Course	75.79	75.28	75.54
4	Sri.M.Ganga Raju	Geography	94.67		94.67
30	Dr.P.Lakshmi Sarada	Hindi	87.19	91.02	89.10
1	Dr. K. Satyanarayana	History	96.92		96.92
29	Dr. K. Taviti Naidu	History	87.19		87.19
46	Smt.A.Vanaja	History	83.42		83.42
64	Ms. BONICA DAS	Journalism	67.00		67.00
7	Sri. A. Narasimha Rao	Mathematics	92.99	90.76	91.88
10	Smt.K.Maha Lakshmi	Mathematics	92.47	91.85	92.16
11	Smt. G. Padma	Mathematics	92.47	95.45	93.96
13	Smt. G. Sujatha	Mathematics	91.99	92.66	92.33
36	Smt.B. Padmavathi	Mathematics	86.32	86.42	86.37
38	Smt.G.Kanaka Lakshmi	Mathematics	85.85	91.37	88.61
41	Sri.P.Ramunaidu	Mathematics	85.33	84.69	85.01
61	Smt.N.Sangeetha	Mathematics	74.72	78.37	76.55
25	Smt.Ch.Sirisha	MicroBiology	88.58	92.67	90.63
8	Smt. S. Harika	Physics	92.97	92.2	92.59
26	Sri. S.V.J. S.S. RAJESH	Physics	88.31	89.8	89.06
28	Sri. N. Ramu	Physics	87.82	75.66	81.74
49	Sri.K.Srinivas	Physics	82.56	86.71	84.64
50	Sri. M. HARISH BABU	Physics	81.95	84.63	83.29
55	Smt. Y. Madhusmitha	Physics	78.08	80.51	79.30
16	Sri.V.CH. JYOTHI SWAROOP	Politics	91.54		91.54
44	Ms. ARUNA SRI	Psychology	84.50		84.50
12	Dr. T. Srinu	Public Administration	92.20		92.20
23	Dr.K.Naga Suneetha	Sanskrit	89.36	90.38	89.87
53	Smt.A. P. VijayaShri	Sanskrit	78.57		78.57
62	Sri. Narasinga Rao	Sanskrit	73.67		73.67
19	Smt. K. Bhavani	Statistics	90.31	93.06	91.69
35	Smt.S.Rama Devi	Statistics	86.50	88.28	87.39
33	Dr. A.Pydi Raju	Telugu	86.58	88.39	87.48
34	Sri.G.Rama Murthy	Telugu	86.51		86.51
20	Smt. H. S. Begum	TravelAndTourism	90.02		90.02
56	Dr. P. Surekha	Zoology	78.00	81.84	79.92

Sl.No	FACULTY NAME	DEPT NAME	Feedback % ODD Sem	Feedback% Even Sem	Final Feedback%
-------	--------------	-----------	--------------------	--------------------	-----------------

Dr. LANKAPALLI BULLAYYA COLLEGE : INTERNAL QUALITY ASSURANCE CELL

VISAKHAPATNAM -13

FEEDBACK REPORT FOR THE YEAR 2018 - 2019

MANAGEMENT STUDIES (MBA)

Sl.No	FACULTY NAME	DEPT NAME	Feedback % ODD Sem	Feedback% Even Sem	Final Feedback%
1	Dr. G.Taviti Naidu	MBA	94.15	92.12	93.14
2	Smt. R. Anjana	MBA	91.68	87.62	89.65
3	Sri.Ch. Suresh	MBA	90.52	89.07	89.80
4	LT. Uma Nageswari	MBA	89.76	83.3	86.53
5	Smt. O. Satya Prabha	MBA	89.67	82.27	85.97
6	SLT. Rama Goswami	MBA	89.30	88.64	88.97
7	Dr. E. Roopa Rani	MBA	85.19	85.78	85.48
8	Dr. R.V.H. Srikanth	MBA	83.70		83.70
9	Smt. P. Nagavali	MBA	83.54	85.95	84.74
10	Smt. P.V.S. Jyothi	MBA	83.24	69.93	76.58
11	Mr.M.Aravind	MBA	82.13	84.03	83.08
12	Dr. D. Rajnandan	MBA	63.97	68.13	66.05

COMPUTER SCIENCE (MCA & M.SC (CS))

Sl.No	FACULTY NAME	DEPT NAME	Feedback % ODD Sem	Feedback% Even Sem	Final Feedback%
1	Sri. M.A.Prasad	MCA	96.8	93.39	95.10
2	Smt. K.Aruna Bhavani	MCA	95.32	95.42	95.37
3	Sri. S.Satheeswara Reddy	MCA	91.82	94.99	93.41
4	Sir. N.Sridhar	MCA	91.5		91.50
5	Sri. S.Phani Kumar	MCA	91.46		91.46
6	Sri. S.Ravi Prasad	MCA	90.65	83.54	87.10
7	Smt. P. Asha	MCA	90.5	94.55	92.53
8	Sri.T.S.S.J.Haranath	MCA	89.71	72.46	81.09
9	Mr. V. Sateesh	MCA	89.62	90	89.81
10	Smt. Ch. Srilatha	MCA	88.29	89.61	88.95
11	Smt. B.V.P. Latha	MCA	85.93	92.86	89.40
12	Sri. T.S.Siva Ramayya	MCA	84.35	87.63	85.99
13	Smt. T.Mohana Kumari	MCA	83.65	86.43	85.04
14	Smt. U.Padma Mohan	MCA	78.45		78.45



[Handwritten Signature]

Sl.No	FACULTY NAME	DEPT NAME	Feedback % ODD Sem	Feedback% Even Sem	Final Feedback%
-------	--------------	-----------	--------------------	--------------------	-----------------

ARTS & SCIENCE COURSES (PG)

Sl.No	FACULTY NAME	DEPT NAME	Feedback % ODD Sem	Feedback% Even Sem	Final Feedback%
1	Dr. K. Surela Raj	M.A. English	97.25	98.34	97.80
2	Dr. S.S.V.N.SAKUNTALA	M.A. English	93.27	97.88	95.58
3	Miss. N. PHANI POOJA	M.A. English	96.04	97.79	96.92
4	Sri. G. Satya Praveen	M.A. English	95.83	95.94	95.89
5	Smt.M.Swarna Kumari	English	88.45		88.45
6	Miss P.Rajeswari	M.A./M.Sc. Mathematics	90.31	94.42	92.37
7	Mr.G.Satyanarayana	M.A./M.Sc. Mathematics	89.185	92.01	90.60
8	Sri. G. RAVI KUMAR	M.A./M.Sc. Mathematics	92.53	91.71	92.12
9	Sri.B. RAMA KRISHNA	M.A./M.Sc. Mathematics	88.36	92.07	90.22
10	Dr. Vidya RajaGopalan	M.Com	90.51		90.51
11	Kum. N. SIREESHA	M.Sc. Analytical Chemistry	93.87	92.98	93.43
12	Miss K.V.S. SARANYA	M.Sc. Analytical Chemistry	89.27	89.91	89.59
13	Mr. B. Ravi Kumar	M.Sc. Analytical Chemistry	88.89	93.4	91.15
14	Dr. G. V. SHAKUNTALA	M.Sc. BioChemistry	97.3	98.35	97.83
15	Dr. K. GEETHA	M.Sc. BioChemistry	97.49	97.42	97.46
16	Smt. M. SUNITA	M.Sc. BioChemistry	96.06	96.74	96.40
17	Smt. R. SWAPNA	M.Sc. BioChemistry	97.79	97.18	97.49
18	Smt.K.Beulah	BioChemistry	82.78		82.78
19	Smt. S. SHARMILA BEGUM	M.Sc. BioTechnology	91.7		91.70
20	Dr. S. LAKSHMI	M.Sc. BioTechnology	94.93		94.93
21	Smt.G. LAVANYA	M.Sc. BioTechnology	90.05		90.05
22	Dr. K. SURI BABU	M.Sc. MicroBiology	88.31	87.11	87.71
23	Dr. M. SHASHI PRABHA	M.Sc. MicroBiology	95.89	95.53	95.71
24	Ms. KSM KARTHIKA	M.Sc. MicroBiology	86.36	87.25	86.80
25	Sri.J.Ganesh	M.Sc. MicroBiology	92.39	93.89	93.14
26	Smt. V. SUBBALAKSHMI	M.Sc. OrganicChemistry	91.85	92.46	92.16
27	Dr. D. MALLIKA	M.Sc. OrganicChemistry	85.75	91.53	88.64
28	Miss K. ANANTHA LAKSHMI	M.Sc. OrganicChemistry	92.43	92.8	92.62
29	Smt. S. Gayatri	M.Sc. OrganicChemistry	83.86	86.48	85.17
30	Smt. V. PHANI KUMARI	M.Sc. OrganicChemistry	91.2	89.89	90.55
31	Sri. B. SUDHEER KUMAR	M.Sc. OrganicChemistry	92.8	93.46	93.13
32	Sri. A. Dhanraju	MHRM	78.53		78.53
33	Sri. G. Venkata Rao	MHRM	93.5	82.76	88.13
34	Dr. D. Vijaya Lakshmi	MHRM	89.44	81.63	85.54
35	Mrs. K. Indira Priya Darshani	MHRM	96.85	92.72	94.79
36	Sri. N. Sunil Kumar	MHRM	83.42	89.07	86.25

