


STUDENT SATISFACTION SURVEY

Name of the Teacher: _____

Class: _____

Sl.No	Questions	Response in numbers
1.	How much of the syllabus was covered by the Teacher? 85 – 100% - 4marks; 70 – 84% -3 marks; 55-69% - 2 marks; 30 -54% - 1 mark; below 30% - 0	
2.	How well did your teacher prepare for the classes? 4 – thoroughly; 3 – satisfactory; 2 – poorly; 1 – indifferently; 0 – wont teach at all	
3.	How well is the teacher able to communicate? 4 – always effective; 3- sometimes effective, 2 – just satisfactorily; 1 – generally ineffective; 0 – very poor communication	
4.	The teacher's approach to teaching can best be described as 4 – excellent; 3 – very good; 2 – good; 1 – fair; 0 – poor	
5.	Fairness of the internal evaluation process by the teacher 4 – always fair; 3 – usually fair; 2 – sometimes fair; 1 – usually unfair; 0 – unfair	
6.	Was your performance in assignments discussed with you? 4 – every time; 3 – usually; 2 – occasionally /sometimes; 1 – rarely; 0 - never	
7.	The teacher takes active interest in arranging field visits for students 4 – Regularly; 3 – often; 2 – sometimes; 1 – Rarely; 0 – never	
8.	The teaching process in the class room facilitates you in cognitive, social and emotional growth. 4 – significantly; 3 – very well; 2 – moderately; 1 – marginally, 0 – not at all	
9.	The Teacher provides multiple opportunities to learn and grow. 4 – Strongly agree; 3 – Agree; 2 – Neutral; 1 – Disagree; 0 – Strongly disagree	
10.	The teacher informs you about your expected competencies, course outcomes and programme outcomes. 4 – Every time; 3 – Usually; 2 – Occasionally / Sometimes; 1 – Rarely; 0 - Never	
11.	Your teacher does a necessary follow-up with an assigned task to you. 4 – Every time; 3 – Usually; 2 – Occasionally / Sometimes; 1 – Rarely; 0 – never	
12.	The Teacher illustrates the concepts through examples and applications. 4 – Every time; 3 – Usually; 2 – Occasionally / Sometimes; 1 – Rarely, 0 – Never	
13.	The Teacher identifies your strengths and encourages you with providing right level of challenges. 4 – Fully; 3 – Reasonably; 2 – Partially; 1 – Slightly; 0 – Unable to	
14.	The Teacher is able to identify your weaknesses and help you to overcome them. 4 – Every time; 3 – Usually; 2 – Occasionally / Sometimes; 1- Rarely; 0 – Never	
15.	The teacher makes effort to engage students in the monitoring, review and continuous quality improvement of the teaching learning process. 4 – Strongly agree; 3 – Agree; 2 – Neutral; 1 – Disagree; 0 – Strongly disagree	
16.	The teacher uses the student centric methods, such as experimental learning, participative learning and problem solving for enhancing learning experiences. 4 – To a great extent; 3 – Moderate; 2 – Somewhat; 1 – Very little; 0 – Not at all	
17.	The teacher encourages you to participate in extracurricular activities. 4 – Strongly agree; 3 – Agree; 2 – Neutral; 1 – Disagree; 0 – Strongly disagree	
18.	Efforts are made by the teacher to inculcate soft skills, life skills and employability skills to make you ready for the world of work. 4 – To a great extent; 3 – moderate; 2 – Somewhat; 1 – Very little; 0 – Not at all	
19.	The Teacher uses ICT tools such as LCD projector, Multimedia, etc., while teaching 4 – Above 90%; 3 – 70 – 89%; 2 – 50 – 69%; 1 – 30 – 49%; 0 – Below 29%	
20.	The overall quality of teaching-learning process in the class is very good. 4 – Strongly agree; 3 – Agree; 2 – Neutral; 1 – Disagree; 0 – Strongly disagree	


 PRINCIPAL
 Dr. L. Bullayya College
 Visakhapatnam-13



Dr. LANKAPALLI BULLAYYA COLLEGE : INTERNAL QUALITY ASSURANCE CELL


STUDENT SATISFACTION SURVEY TEACHER ANALYSIS 2021-22

Sl.No	Question	85 – 100% (4 marks)	70 – 84% (3 marks)	55-69% (2 marks)	30 -54% (1 mark)	below 30% (0)
1	Syllabus covered by the Teacher	7	86	7	0	0

2	Question	Thoroughly	Satisfactory	Poorly	Indifferently	Won't Teach at all
	Teacher prepare for the classes	5.07	89.13	6	0	0

3	Question	Always effective	sometimes Effective	Just Satisfactorily	Generally ineffective	Very poor communication
	Ability to communicate by the teacher	6	84	10	0	0

4	Question	Excellent	Very Good	Good	Fair	Poor
	Approach to teaching	4.34	80.4	14.4	0	0


 PRINCIPAL
 Dr. L. Bullayya College
 Visakhapatnam-13



Dr. LANKAPALLI BULLAYYA COLLEGE : INTERNAL QUALITY ASSURANCE CELL


STUDENT SATISFACTION SURVEY TEACHER ANALYSIS 2021-22

5	Question	Always Fair	Usually Fair	Sometimes Fair	Usually unfair	unfair
	Internal Evaluation Process by the Teacher	4.34	82	13.7	0	0

6	Question	Everytime	Usually	Occasionally / Sometimes	rarely	never
	Performance in assignments discussion	2.89	79.91	17.39	0	0

7	Question	Regularly	Often	Sometimes	Rarely	Never
	Active interest in arranging field visits for students	0	56.52	37.68	5.78	

8	Question	Significantly	Very Well	Moderately	Marginally	Not At all
	Classroom facilitates you in cognitive, social and emotional growth	5.07	76.08	18.84	0	0


PRINCIPAL
 Dr. L. Bullayya College
 Visakhapatnam-13



Dr. LANKAPALLI BULLAYYA COLLEGE : INTERNAL QUALITY ASSURANCE CELL


STUDENT SATISFACTION SURVEY TEACHER ANALYSIS 2021-22

	Question	Strongly Agree	Agree	Neutral	Disagree	Strongly Disagree
9	Teacher provides multiple opportunities to learn and grow	5.1	81.88	13.02	0	0

	Question	Every time	Usually	Occasionally / Sometimes	Rarely	Never
10	Teacher informs you about your expected competencies, course outcomes and programme outcomes	5.1	76.9	18	0	0

	Question	Every time	Usually	Occasionally / Sometimes	Rarely	Never
11	Teacher does a necessary follow-up with an assigned task to you	4.3	81.2	14.5	0	0

	Question	Every time	Usually	Occasionally / Sometimes	Rarely	Never
12	Teacher illustrates the concepts through examples and applications	5.8	80.2	14	0	0


 PRINCIPAL
 Dr. L. Bullayya College
 Vaakhapatnam-13



Dr. LANKAPALLI BULLAYYA COLLEGE : INTERNAL QUALITY ASSURANCE CELL

STUDENT SATISFACTION SURVEY TEACHER ANALYSIS 2021-22

	Question	Fully	Reasonably	Partially	Slightly	Unable To
13	Teacher identifies your strengths and encourages you with providing right level of challenges	5	75	20	0	0

	Question	Every time	Usually	Occasionally / Sometimes	Rarely	Never
14	Teacher is able to identify your weakness and help you to overcome them	5	75	20	0	0

	Question	Strongly Agree	Agree	Neutral	Disagree	Strongly Disagree
15	Teacher makes effort to engage students in the monitoring, review and continuous quality improvement of the teaching learning process	4.3	80.5	15.2	0	0

	Question	To a great Extent	Moderate	Somewhat	Very little	Not At all
16	Teacher uses the student centric methods, such as experimental learning, participative learning and proble solving for enhancing learning experiences	4.3	81.9	13.8	0	0

PRINCIPAL
Dr. L. Bullayya College



Dr. LANKAPALLI BULLAYYA COLLEGE : INTERNAL QUALITY ASSURANCE CELL

STUDENT SATISFACTION SURVEY TEACHER ANALYSIS 2021-22

	Question	Strongly Agree	Agree	Neutral	Disagree	Strongly Disagree
17	Teacher encourages you to participate in extracurricular activities	5.8	83.3	10.9	0	0

	Question	To a great extent	Moderate	Somewhat	Very little	Not at all
18	Efforts are made by the teacher to inculcate soft skills, life skills and employability skills to make you ready for the world of work	5.07	81.16	13.77	0	0

	Question	To a great extent	Moderate	Somewhat	Very little	Not at all
19	Teacher uses ICT tools such as LCD Projector, Multimedia, etc., while teaching	3.6	22.5	63	10.9	0

	Question	Strongly Agree	Agree	Neutral	Disagree	Strongly Disagree
20	Overall quality of teaching learning process in the class is very good	5.79	84.81	9.4	0	0

Principal
Dr. L. Bullayya College
Vishakhapatnam-13



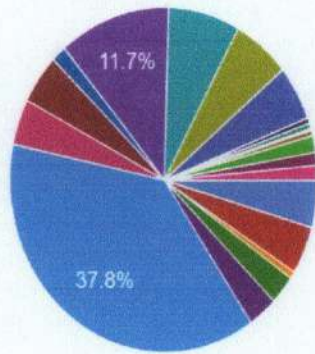
Dr. LANKAPALLI BULLAYYA COLLEGE

INTERNAL QUALITY ASSURANCE CELL
VISAKHAPATNAM

PARENTS FEEDBACK ON CURRICULUM FOR THE YEAR 2021-22

Course

582 responses

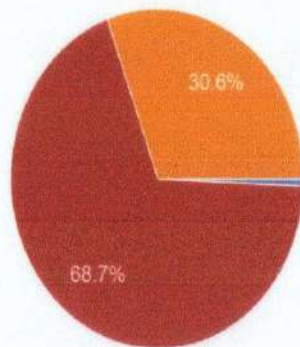


- B.A - History, Economics, Politics
- B.A -History, Geography, Travel and T...
- B.A -Special Telugu, Politics, Public A...
- B.A -Special English, Psychology, Jou...
- B.A - History, Economics, Geography
- *B.Com
- BBA
- B.Sc - Maths, Physics, Chemistry

▲ 1/4 ▼

Year

582 responses



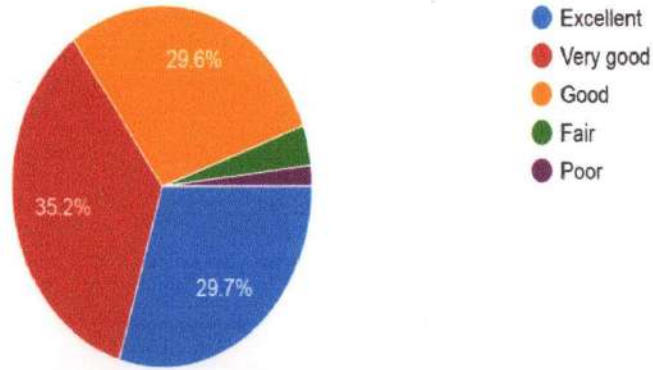
- I
- II
- III

[Signature]
PRINCIPAL
Dr. L. Bullayya College
Visakhapatnam-13



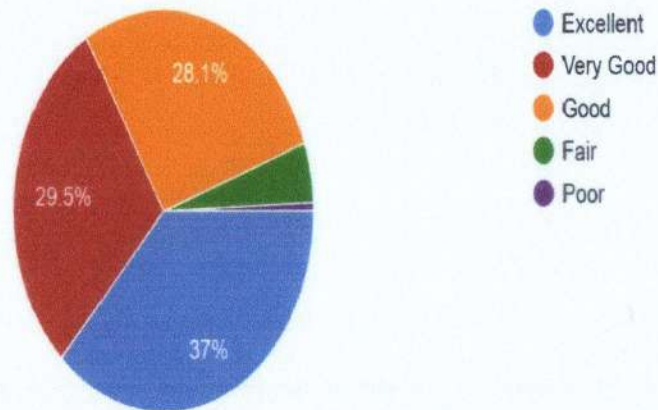
Regular conduct of the college and quality of teaching

582 responses



Effectiveness of Classes

146 responses

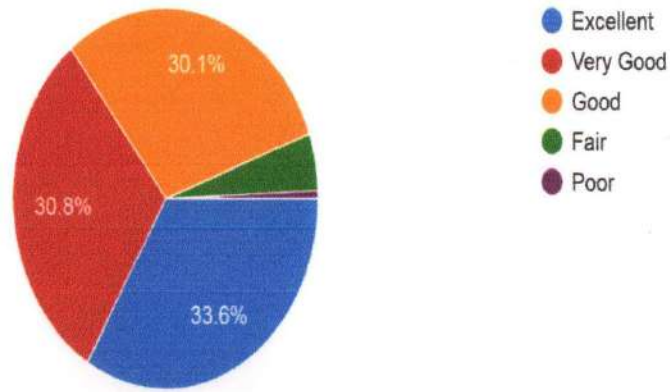


PRINCIPAL
Dr. L. Bulayya College



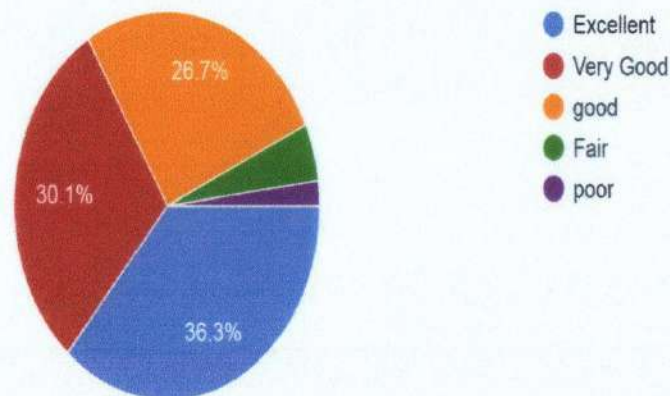
Role of curriculum in enhancing the aptitude of your ward

146 responses



Role of curriculum and teachers in Personality Development of your ward


146 responses



[Signature]
PRINCIPAL
Dr. L. Bullaiah
Bukayya College
Ph: 2551198

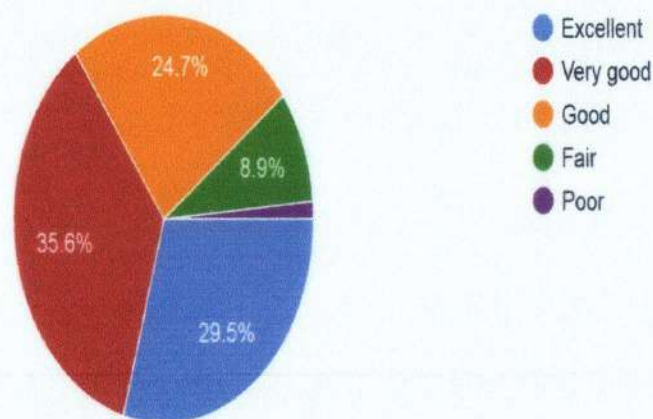
Are you satisfied with the knowledge acquisition of your ward?


146 responses



Rate the curricular teaching in view of job opportunities

146 responses

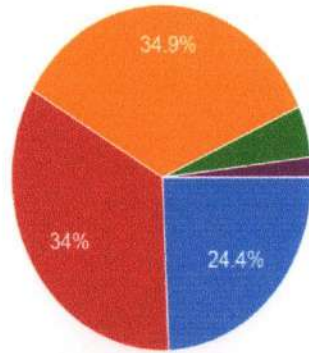



PRINCIPAL
Dr. L. Bullayya College



Effectiveness of Classes

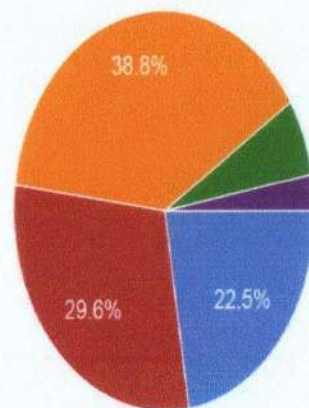
582 responses





- Excellent
- Very Good
- Good
- Fair
- Poor

Role of curriculum in enhancing the aptitude of your ward

582 responses

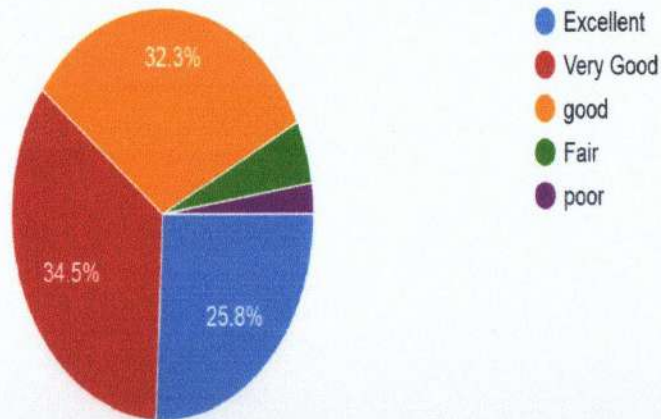


- Excellent
- Very Good
- Good
- Fair
- Poor


PRINCIPAL
Dr. L. Bullaya College


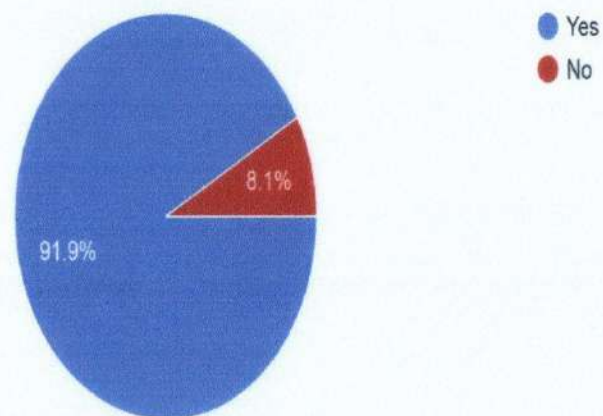
Role of curriculum and teachers in Personality Development of your ward

582 responses



Are you satisfied with the knowledge acquisition of your ward?

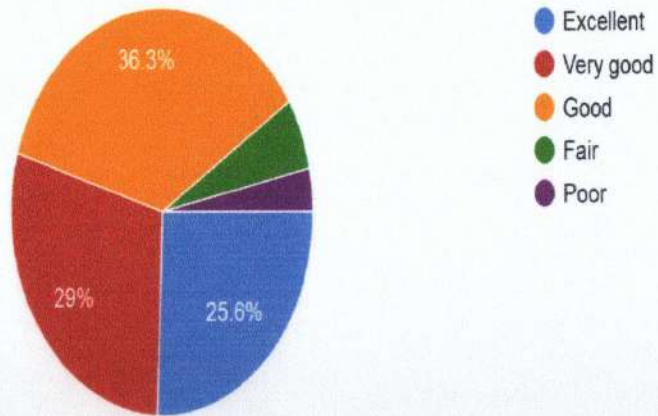
582 responses



[Signature]
PRINCIPAL
Dr. L. Bulayya College
Dr. Lankapalli Bulayya College
Ph: 2551138

Rate the curricular teaching in view of job opportunities

582 responses



[Handwritten Signature]

PRINCIPAL
Dr. L. Bullayya College
Vishakhapatnam




Dr. LANKAPALLI BULLAYYA COLLEGE

INTERNAL QUALITY ASSURANCE CELL
VISAKHAPATNAM

STUDENTS FEEDBACK ON CURRICULUM FOR THE YEAR 2021-22

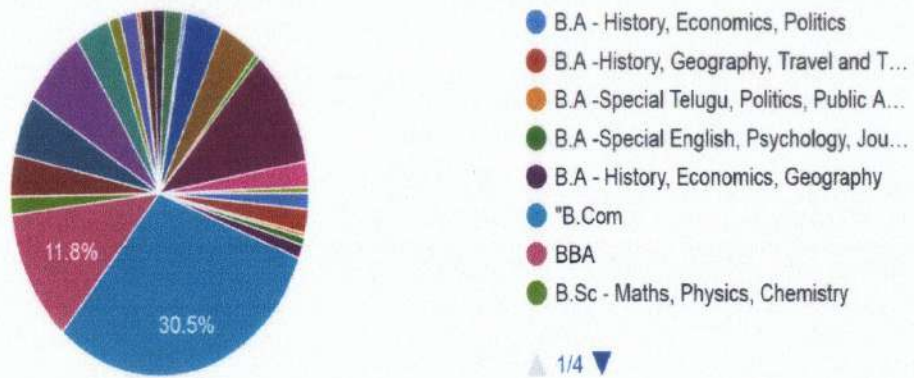
Academic Year

568 responses



Course

567 responses



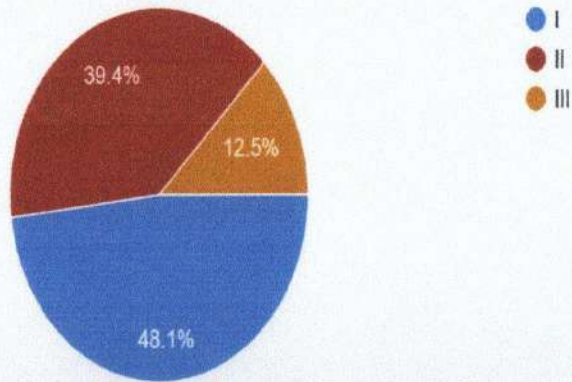
[Signature]
PRINCIPAL



Dr. Lankapalli Bullayya College
Visakhapatnam-13

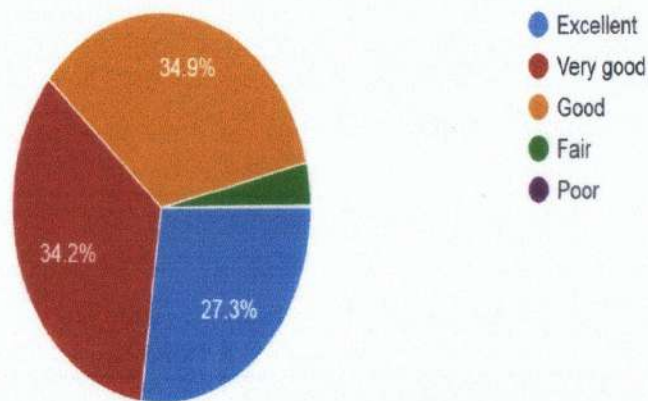
Year

568 responses



Content of the syllabus of the courses is interesting as well as suitable for employability

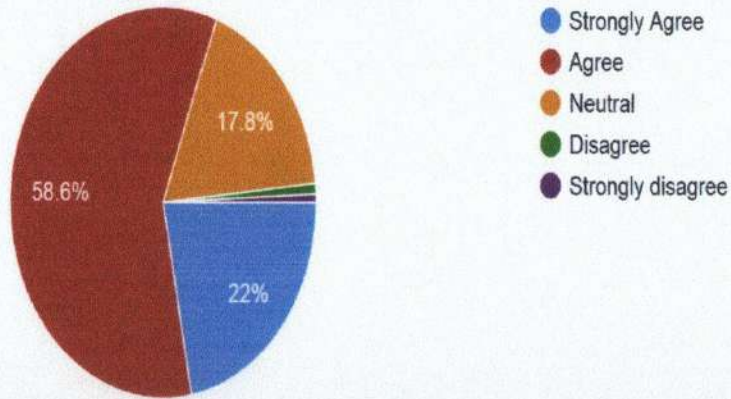
568 responses



[Signature]
PRINCIPAL
Dr. L. Bullayya College
K. S. Nagar, Bangalore - 560 075
Ph: 2551198

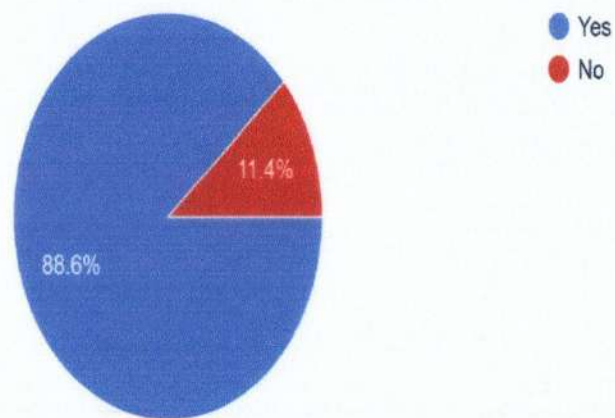
Curriculum is relevant and fulfills the expectations of the students

568 responses



Specializations offered in curriculum have current content

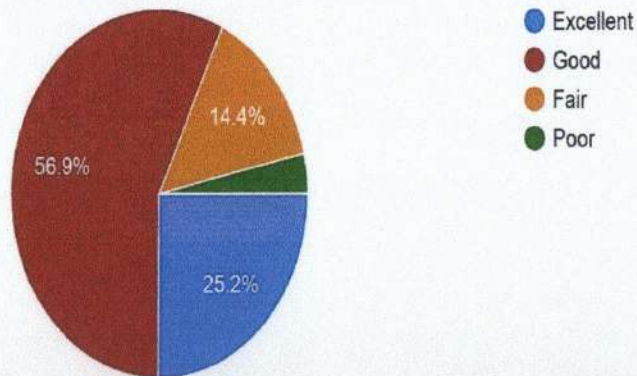
568 responses




PRINCIPAL
Dr. L. Bala Krishna College
Vasikhatnam-13

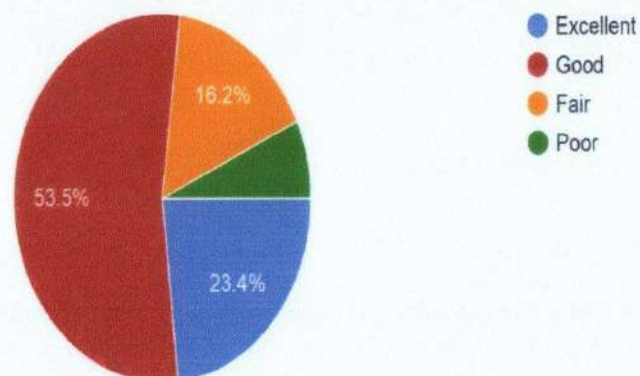

How do you rate the academic flexibility in terms of 4 Cs (Creative and Critical thinking, collaboration and commitment) in personality development

568 responses



Relevance of skill based content such as laboratory / project / field work to the course and applicability in daily life

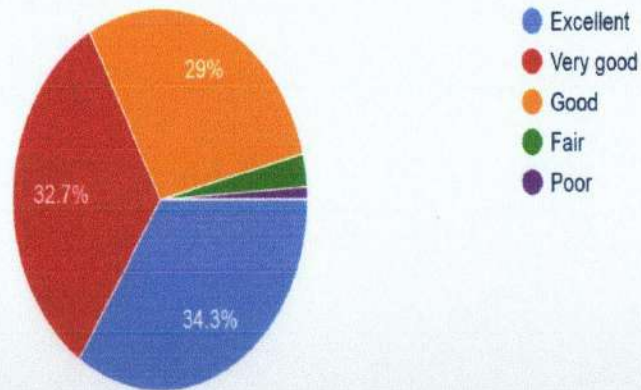
568 responses





[Signature]
PRINCIPAL
Dr. Lakshmi Bhatnagar College
Ph: 2551136

Ability and communication skills of teacher to generate in subject

568 responses




PRINCIPAL
Dr. L. Bullayya College
Visakhapatnam-13



Dr. LANKAPALLI BULLAYYA COLLEGE

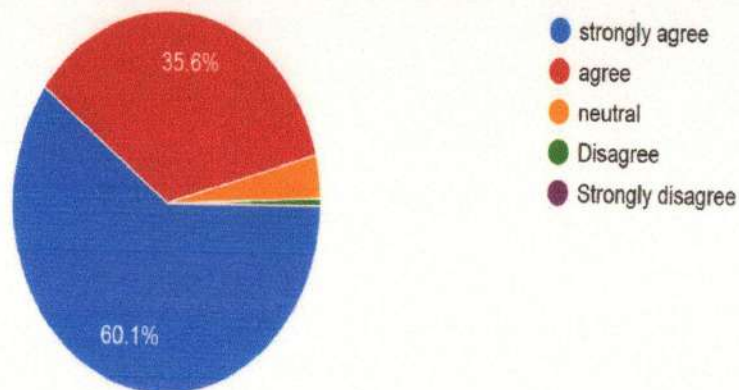
INTERNAL QUALITY ASSURANCE CELL


VISAKHAPATNAM

TEACHERS' FEEDBACK ON CURRICULUM FOR THE YEAR 2021-22

Learning objectives / programme outcomes are well defined and need based

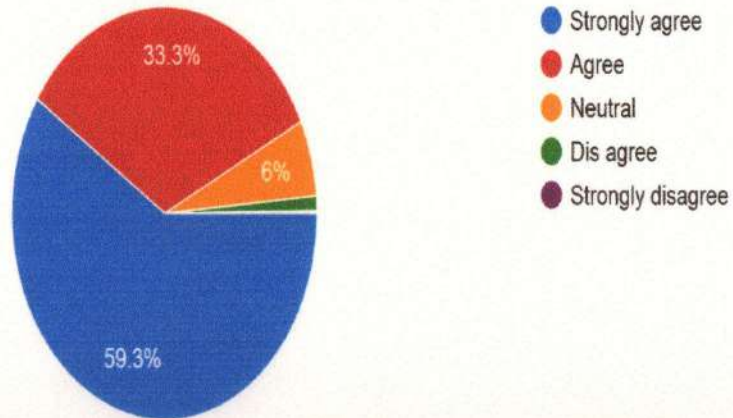
519 responses




PRINCIPAL
Dr. L. Bullayya College
Visakhapatnam-13

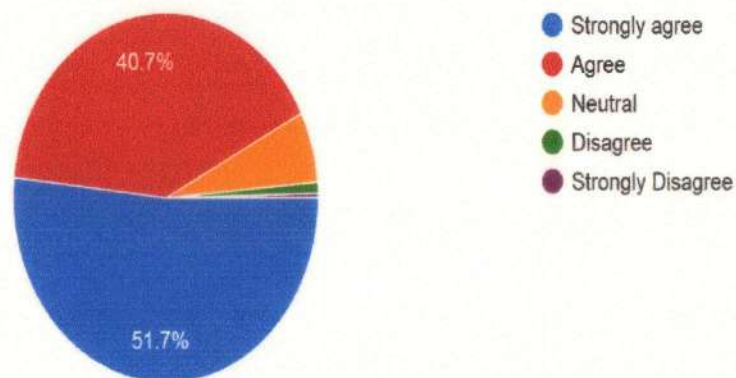
Syllabus is current and makes the students industry ready.


519 responses




Curriculum and specializations are designed to suit the understanding ability of the students.

518 responses

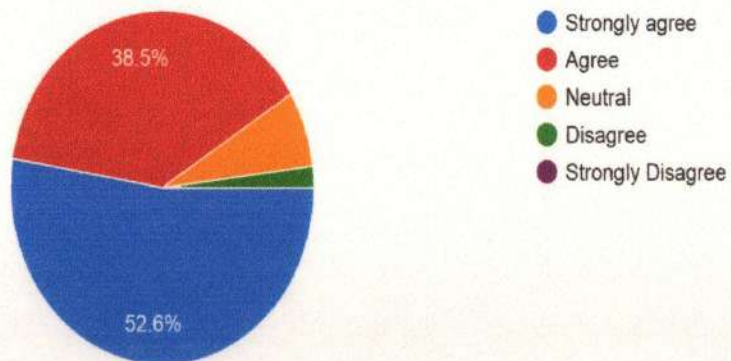



PRINCIPAL
Dr. L. Bulayya College
Visakhapatnam-13




The curriculum provides academic flexibility to design Quizzes / Tests / Assignments / Seminars / GDs for student evaluation


519 responses




The text books prescribed are current and appropriate.

519 responses




PRINCIPAL
Dr. L. Bullayya College
Visakhapatnam-13



Dept of Management Studies

Dr. R. ANJANA - 90.11 ✓
Sri ch. Suresh - 88.16 ✓
Dr. E. Rooparani 87.81 ✓
Dr. G. Ramachowai 87.71 ✓
Smt. P. Nagavali 86.93 ✓
Dr. Uma Nageswari - 86.93 ✓
Dr. D. Vejayalakshi 86.9 ✓
Dr. G. T. Naidu 86.73 ✓
Mr. M. Aravind 86.7 ✓
Dr. P. V. Jyoti 85.89 ✓
Dr. D. Rajananda 80.45 ✓

Dept of Management Studies

The feedback of all the teachers is Satisfactory. The percentage is in the range (80-90%).
Dr. Rajananda was advised to interact with the students to know the areas of teaching where he needs to improve himself.



[Signature]
PRINCIPAL
Dr. L. BULLAYYA COLLEGE
VISAKHAPATNAM

24th March 2022

(202) Computer Science

Sri P. Ramesh	95
Sri K. Venkatesh Kumar	91.35
Smt P.R. Nischala	85.54
Smt S. Silatha	81.5
Smt D.R.S. Swetha	81.26
Smt I. Hymavalli	80.5
Smt P. Lakshmi	76.59
Smt G. Rojama	73.4

Mrs. P. Lakshmi & Mrs. G. Rojama
were advised to improve in criteria 15
to 20 where they have scored below 3 points
They were also advised to design
new add on programs for students of
other departments



PRINCIPAL
DR. L. BULLAYYA COLLEGE
VISAKHAPATNAM